

AIMAN COLLEGE OF ARTS AND SCIENCE FOR WOMEN

(Sponsored by AIMAN EDUCATION AND WELFARE SOCIETY)

Affiliated to Bharathidasan University

Recognized by UGC under section 2(f) and 12(B)

ISO 9001:2015 Certified Institution

K.Sathanur, Tiruchirappalli - 620 021.

NAAC: SSR Cycle - I

3.1 EXTENDED PROFILE

Total Expenditure excluding salary during last five years (INR in Lakhs)

Year	2022-2023	2021-2022	2020-2021	2019-2020	2018-2019
Number	364.94	251.57	192.45	423.45	376.09

AIMAN EDUCATION AND WELFARE SOCIETY
K.SATHANUR, TIRUCHIRAPALLI -620 021.

CONSOLIDATED BALANCE SHEET AS ON 31.03.2023

<u>LIABILITIES</u>	(₹)	(₹)	<u>ASSETS</u>	(₹)
Corpus Fund		43,953,757.00	Fixed Assets as per Sch.	94,535,880.62
Building Fund		2,989,476.00	Land	4,067,666.00
Research Fund		100,000.00	Advance and deposit	1,062,801.00
<u>Income and Expenditure :</u>			Fixed Deposits	8,051,560.00
Opening Balance	30,816,960.56		Fee Receivable	3,853,081.35
Add : Excess of Income	<u>366,419.94</u>	31,183,380.50	Stock on hand	79,217.00
			<u>Closing Balance :</u>	
Payables - Others		4,721,833.00	Cash at Banks	2,873,059.76
Loans & Advances		29,250,000.00		
Advance Mess Fee		1,286,317.23		
Car Loan CUB		<u>1,038,502.00</u>		
		<u>114,523,265.73</u>		<u>114,523,265.73</u>

Vide my report of even date

CA. A. JAWAHAR ALI, MBA., MEM. ICA.,
Chartered Accountant

UDIN-23210020BGUZQCS419



PRINCIPAL
AIMAN COLLEGE OF ARTS &
SCIENCE FOR WOMEN
TIRUCHIRAPPALLI-620 021

GENERAL SECRETARY
AIMAN EDUCATION AND WELFARE SOCIETY
TIRUCHIRAPPALLI-620 021.

AIMAN EDUCATION AND WELFARE SOCIETY

K.SATHANUR, TIRUCHIRAPALLI -620 021.


CONSOLIDATED INCOME & EXPENDITURE ACCOUNT FOR THE YEAR ENDED 31.03.2023

<u>EXPENDITURE</u>	(₹)	<u>INCOME</u>	(₹)
To Salary & Wages	17,530,576.00	By Term Fee	23,983,200.00
" Mess Expenses	7,128,545.00	" Mess Fee	11,561,704.00
" Bus Expenses	11,225,281.00	" Bus Fee	10,100,968.00
" Repairs and maintenance	3,295,328.00	" Interest Received	316,733.76
" General / Other expenses	1,065,691.80	" Room Rent	8,452,444.00
" Meeting& Function Exps.	704,613.00	" Sale of Application (UG& PG)	74,370.00
" Stationery Expenses	628,962.00	" General / Other Income	770,446.00
" Fuel, Travelling & conveyance	229,171.00	" Guest Charges	42,350.00
" Electricity Charges	2,075,287.00	" Stock in Hand	79,217.00
" Car Expenses	1,047,319.00	" Establishment Fee	2,614,500.00
" Advertisement	1,026,451.00	" Club income	35,500.00
" Opening Stock	70,879.00	" Type Writing fee	17,500.00
" Newspaper & Subscription	18,498.00	" Exam Fees Collection	2,796,225.00
" Audit Fees	95,000.00	" Training Programme	233,040.00
" Communication Expenses	123,291.00	" Moral education Fee	1,723,801.00
" Statutory Expenses	1,120,417.00		
" Bank Charges	33,830.78		
" Exam fees paid -university	2,796,225.00		
" Training Programme expenses	213,056.00		
" Moral Education expenses	1,018,486.00		
" University Expenses	102,778.00		
" Car Loan Interest paid	115,845.00		
" Laboratory Expenses	168,429.00		
" Refreshment expenses	128,178.00		
" ID Card Expenses	20,510.00		
" Guest Lecture Remuneration.	39,835.00		
" Club Expenses	37,025.00		
" Depreciation	10,376,071.24		
" Excess Of income	366,419.94		
	<u>62,801,998.76</u>		<u>62,801,998.76</u>

- Academic facilities
 - physical facilities
 - other Expenses

PRINCIPAL
AIMAN COLLEGE OF ARTS &
SCIENCE FOR WOMEN
TIRUCHIRAPPALLI-620 021.


GENERAL SECRETARY
AIMAN EDUCATION AND WELFARE SOCIETY
TIRUCHIRAPPALLI-620 021.


CA. A. JAWAHAR ALI, B.Com., M.B.A., M.F.C.M., F.C.C.A.,
Chartered Accountant
 UDIN- 23210020BGUZQC5419

AIMAN EDUCATION AND WELFARE SOCIETY

K.SATHANUR, TIRUCHIRAPALLI -620 021.


CONSOLIDATED RECEIPTS AND PAYMENTS ACCOUNT FOR THE YEAR ENDED 31.03.2023


<u>RECEIPTS</u>	<u>(₹)</u>	<u>PAYMENTS</u>	<u>(₹)</u>
To <u>Opening Balance</u>		By Salary & Wages	16,979,690.00
Cash at Bank	510,091.58	" Mess Expenses	7,128,545.00
" Mess Fee	10,202,144.00	" Bus Expenses	11,225,281.00
" Bus Fee	10,100,968.00	" Fuel, Travelling & conveyance	229,171.00
" Term Fee	22,814,605.00	" Provision March 2021 Due paid	485,665.00
" Room Rent	8,397,444.00	" Repairs & Maintenance	3,295,328.00
" Guest Charges	42,350.00	" Car expenses	1,047,319.00
" Sale of Application -UG & PG	74,370.00	" Meeting & Function Exps	704,613.00
" General / Other Income	770,446.00	" Bills paid	3,258,591.00
" Training Programme	233,040.00	" EPF A/c	560,712.00
" TDS A/c	55,000.00	" TDS A/C	113,270.00
" Loans & Advances	1,450,000.00	" Staff Advance	781,500.00
" Private Scholarship	1,051,420.00	" Statutory Expenses	1,120,417.00
" Car Loan CUB	1,200,000.00	" Stationery expenses	628,962.00
" Bills received	1,711,777.00	" Communication Exps.	123,291.00
" Interest Received	316,733.76	" Electricity Charges	1,839,284.00
" College Fees receivables	2,195,685.00	" Private Scholarship	974,420.00
" Hostel Fees receivables	1,439,943.00	" Car Loan -CUB Interest	115,845.00
" Fixed Deposits	12,000,000.00	" Car Loan -CUB Principal	161,498.00
" Staff Advance	764,550.00	" Guest Lecture Remuneration	39,835.00
" EPF A/c	555,794.00	" University Fee Expenses	102,778.00
" Professional Tax A/c	107,162.00	" Laboratory Expenses	168,429.00
" Advance Mess fee	90,940.00	" Advertisement	1,026,451.00
" University remuneration	122,773.00	" Bank Charges	33,830.78
" Moral education fee	1,723,801.00	" Newspaper & Subscription	18,498.00
" Establishment Fee	2,614,500.00	" Audit Fee	95,000.00
" Type Writing Fee	17,500.00	" General expenses	1,065,691.80
" Convocation fee	607,050.00	" Training Programme	215,056.00
" Club income	35,500.00	" ID Card Expenses	20,510.00



<u>Carry Forward</u>	<u>81,205,587.34</u>	<u>Carry Forward</u>	<u>53,557,481.58</u>
" Exam Fees Collection	2,796,225.00	" Fixed Deposits	15,000,000.00
" Car Advance Adjusted	100,000.00	" Repay Loans & advances	150,000.00
" Alumni Scholarship	332,450.00	" Club Expenses	37,025.00
		" Fixes Assets Addition/Purchase	9,164,841.00
		" Advance & deposits	200,000.00
		" Exam fees- university	1,952,600.00
		" Professional tax A/c	94,774.00
		" Moral education Expenses	854,203.00
		" Refreshment expenses	128,178.00
		" Alumni scholarship paid	22,100.00
		" Deposits- Endowment A/c	400,000.00
		By Closing Balance :	
		Cash at Bank	2,873,059.76
	<u>84,434,262.34</u>		<u>84,434,262.34</u>


GENERAL SECRETARY
AIMAN EDUCATION AND WELFARE SOCIETY
TIRUCHIRAPPALLI-620 021.


JAWAHAR ALI, B.Com, M.B.A., M.F.M., F.C.A.,
 No. 49, General Bazaar Street,
 Trichirappalli - 620 011.
Chartered Accountant
 M.No: 210000
 UDIN: 23210020BGUZQC5419
CHARTERED ACCOUNTANT


PRINCIPAL
AIMAN COLLEGE OF ARTS &
SCIENCE FOR WOMEN
TIRUCHIRAPPALLI-620 021

AIMAN EDUCATION AND WELFARE SOCIETY - COLLEGE
K.SATHANUR, TIRUCHIRAPALLI - 620 021.

FIXED ASSETS SCHEDULE - 2022-2023

Sl.N o.	ASSETS	WDV- 01/04/2022 (₹)	Addition		Deduction/ Transfer (₹)	Total (₹)	Rate	Depreciation (₹)	Net W.D.V.
			Before Sep. (₹)	After Sep. (₹)					
FURNITURE & FITTINGS- 10%									
1	Furniture	1,083,203.99				1,083,203.99	10%	108,320.40	974,883.59
	Addition during the year		200,895.00			200,895.00	10%	20,089.50	180,805.50
2	Interior Decoration	16,131.75				16,131.75	10%	1,613.18	14,518.58
3	Internet Installation(Wifi)	68,547.08				68,547.08	10%	6,854.71	61,692.38
	Addition during the year		23,455.00			23,455.00	10%	2,345.50	21,109.50
4	Lab Equipment	116,407.90				116,407.90	10%	11,640.79	104,767.11
5	Solar Light	0.00	78,400.00			78,400.00	10%	7,840.00	70,560.00
6	Library (Partition)	252,789.50				252,789.50	10%	25,278.95	227,510.55
	Addition during the year		50,000.00	62,650.00		112,650.00	5,10%	8,132.50	104,517.50
	TOTAL-A1	1,537,080.23	352,750.00	62,650.00	0.00	1,952,480.23		192,115.52	1,760,364.71
MACHINERY -15%									
7	Fan	2,449.52				2,449.52	15%	367.43	2,082.10
8	Inverter	16,408.70				16,408.70	15%	2,461.30	13,947.39
9	Fire Extinguisher-Set	39,908.06				39,908.06	15%	5,986.21	33,921.85
10	Bio Matric-Attendance	41,881.81				41,881.81	15%	6,282.27	35,599.54
11	Tea Vending Machine	4,362.35				4,362.35	15%	654.35	3,708.00
12	Water Purifier	75,759.09				75,759.09	15%	11,363.86	64,395.22
13	Phone	49,078.38				49,078.38	15%	7,361.76	41,716.62
14	Xerox Machine	347,872.78				347,872.78	15%	52,180.92	295,691.86
	TOTAL-A2	577,720.69	0.00	0.00	0.00	577,720.69		86,658.10	491,062.59
	TOTAL-A3	0.00	0.00	0.00	0.00	0.00		0.00	0.00



COMPUTER-40%

15	LCD Projector	38,745.12				38,745.12	40%	15,498.05	23,247.07
	Addition during the year		75,000.00			75,000.00	40%	30,000.00	45,000.00
	Addition during the year			82,646.00		82,646.00	20%	16,529.20	66,116.80
16	Computer	375,488.08				375,488.08	40%	150,195.23	225,292.85
	Addition during the year		2,000,980.00			2,000,980.00	40%	800,392.00	1,200,588.00
	Addition during the year			11,000.00		11,000.00	20%	2,200.00	8,800.00
	TOTAL-A4	414,233.20	2,075,980.00	93,646.00	0.00	2,583,859.20		1,014,814.48	1,569,044.72
	Total A	2,529,034.12	2,428,730.00	156,296.00	0.00	5,114,060.12	0.00	1,293,588.11	3,820,472.01

AIMAN EDUCATION AND WELFARE SOCIETY - HOSTEL

SL.NO	ASSETS	WDV	Addition		Total	Rate	Depreciation	Net W.D.V.	
		1.04.2022	Before Sep.	After Sep.					transfer/ deduction
		(₹)	(₹)	(₹)					(₹)
1	Furniture and Fittings	595,478.29			0.00	595,478.29	10%	59,547.83	535,930.46
	Addition during the year		339,752.00		0.00	339,752.00	10%	33,975.20	305,776.80
2	Solar Panel		281,160.00	172,440.00		453,600.00	5,10%	36,738.00	416,862.00
3	Vessels	180,115.15			0.00	180,115.15	10%	18,011.51	162,103.63
4	Sanitary Napkin Disposal	5,631.46			0.00	5,631.46	15%	844.72	4,786.74
5	Inverter	12,573.86			0.00	12,573.86	15%	1,886.08	10,687.78
6	Telephone -Connection	11,407.16			0.00	11,407.16	15%	1,711.07	9,696.09
	Total- B	805,206.31	620,912.00	172,440.00	0.00	1,598,557.90		152,714.41	1,445,843.91



AIMAN EDUCATION AND WELFARE SOCIETY

K.SATHANUR, TIRUCHIRAPALLI - 620 021

FIXED ASSETS SCHEDULE AS ON 31.03.2023 - SOCIETY


Sl.N o:	ASSETS	WDV		Deduction /Sold	Total	Rate	Depreciation	Net W.D.V.As
		1/4/2022	Before Sep.					After Sep.
		(₹)	(₹)	(₹)	(₹)	(₹)	(₹)	
BUILDING @ 10%								
1	College- Block-I	7,420,301.07			7,420,301.07	10%	742,030.11	6,678,270.96
2	Auditorium Building	12,228,395.32			12,228,395.32	0%	0.00	12,228,395.32
	Addition During the year		100,000.00	145,000.00	245,000.00	0%	0.00	245,000.00
3	Canteen Block	2,207,025.65			2,207,025.65	10%	220,702.57	1,986,323.09
4	Hostel Block-I	3,890,265.57			3,890,265.57	10%	389,026.56	3,501,239.01
5	Hostel Block-II	4,334,613.98			4,334,613.98	10%	433,461.40	3,901,152.59
6	College Block-II	16,914,713.99			16,914,713.99	10%	1,691,471.40	15,223,242.59
7	College Block-III	25,899,620.00			25,899,620.00	10%	2,589,962.00	23,309,658.00
8	Mini Conference hall	173,892.42			173,892.42	10%	17,389.24	156,503.18
9	NRI Hostel Block	3,394,573.35			3,394,573.35	10%	339,457.34	3,055,116.02
10	New Store Room	99,794.63			99,794.63	10%	9,979.46	89,815.16
11	Office Room Extension	1,247,597.04			1,247,597.04	10%	124,759.70	1,122,837.34
12	Prayer Hall	104,416.25			104,416.25	10%	10,441.62	93,974.62
13	New Masjith - Construction	70,000.00			70,000.00	0%	0.00	70,000.00
14	Septic Tank - Hostel	431,871.95			431,871.95	10%	43,187.19	388,684.75
15	Basket Ball Ground	968,567.00			968,567.00	10%	96,856.70	871,710.30
	Addition During the year		533,369.00	64,777.00	598,146.00	5.10 %	56,575.75	541,570.25
16	Gym Building- Construction	10,000.00			10,000.00	0%	0.00	10,000.00
17	Sports Stage	57,684.00			57,684.00	0%	0.00	57,684.00
	Addition During the year		416,454.00	811,558.00	1,228,012.00	0%	0.00	1,228,012.00
18	Mess Dining Hall	2,406,350.39			2,406,350.39	10%	240,635.04	2,165,715.35
19	Visitors Toilet, shed	320,701.91			320,701.91	10%	32,070.19	288,631.72
	TOTAL -CI	82,180,384.52	1,049,823.00	1,021,335.00	84,251,542.52		7,038,006.27	77,213,536.25




FURNITURE & FITTINGS @ 10%									
20	Furniture and Fittings	5,166,859.31				5,166,859.31	10%	516,685.93	4,650,173.38
	Addition During the year		433,709.00			433,709.00	10%	43,370.90	390,338.10
21	Library Partition	103,285.01				103,285.01	10%	10,328.50	92,956.51
TOTAL -C2		5,270,144.32	433,709.00	0.00	0.00	5,703,853.32		570,385.33	5,133,467.99
MACHINERY & FITTINGS @ 15%									
22	Air conditioner	312,809.72				312,809.72	15%	46,921.46	265,888.26
23	Office Equipment	41,062.11				41,062.11	15%	6,159.32	34,902.79
24	Kitchen Appliances	37,984.67				37,984.67	15%	5,697.70	32,286.97
25	Lab Equipment	396,600.72				396,600.72	15%	59,490.11	337,110.61
26	LCD Projector	782,160.23				782,160.23	15%	117,324.03	664,836.20
27	N & D Lab	725,257.79				725,257.79	15%	108,788.67	616,469.12
28	RO System Water Plant	269,465.91				269,465.91	15%	40,419.89	229,046.02
	Addition During the year		30,200.00			30,200.00	15%	4,530.00	25,670.00
29	Television	57,971.71				57,971.71	15%	8,695.76	49,275.95
30	CCTV Camera	107,549.05				107,549.05	15%	16,132.36	91,416.69
	Addition During the year			501,396.00		501,396.00	7.5%	37,604.70	463,791.30
31	Generator	204,864.08				204,864.08	15%	30,729.61	174,134.47
32	UPS-15KVA	89,539.43				89,539.43	15%	13,430.91	76,108.51
	Addition During the year		149,000.00	299,000.00		448,000.00	7.5,15%	44,775.00	403,225.00
TOTAL -C3		3,025,265.42	179,200.00	800,396.00	0.00	4,004,861.42		540,699.51	3,464,161.91



VEHICLE @ 30 %									
33	Bus TN-49 T- 3939	5,378.09				5,378.09	30%	1,613.43	3,764.66
34	Bus TN 21 Ay 3929	58,500.97				58,500.97	30%	17,550.29	40,950.68
35	Bus- TN 20 AB 1014	61,345.55				61,345.55	30%	18,403.67	42,941.89
36	Van- TN 69 H 2734	20,168.40				20,168.40	30%	6,050.52	14,117.88
37	Bus TN-45 BA 3075	105,884.10				105,884.10	30%	31,765.23	74,118.87
38	Van -TN 45 AL6530	17,918.65				17,918.65	30%	5,375.59	12,543.05
39	TN 19 A 3366-Bus	293,081.50				293,081.50	30%	87,924.45	205,157.05
40	TN 19 A 8343- Bus	286,605.31				286,605.31	30%	85,981.59	200,623.72
41	TN 20 AQ 8984- Bus	293,265.00				293,265.00	30%	87,979.50	205,285.50
42	TN 20 F 1602 - Bus	206,754.91				206,754.91	30%	62,026.47	144,728.44
43	TN 25 U 4946 - BUS	324,105.00				324,105.00	30%	97,231.50	226,873.50
44	Car TN 45 BF 3510			750,000.00		750,000.00	0%	0.00	750,000.00
45	TRAX Cruiser TN 45 C 0502		1,552,000.00			1,552,000.00	15%	232,800.00	1,319,200.00
46	TN 45 AR 2413- Bus	24,277.22				24,277.22	30%	7,283.16	16,994.05
47	TN 49 K 5162 - Bus	9,433.09				9,433.09	30%	2,829.93	6,603.17
48	Van-TN 63 J 4555	54,079.76				54,079.76	30%	16,223.93	37,855.83
	Total C4	1,760,797.55	1,552,000.00	750,000.00	0.00	4,062,797.55		761,039.26	3,301,758.28
COMPUTER @ 40 %									
49	Computer	6,701.00				6,701.00	40%	2,680.40	4,020.60
	Total C5	6,701.00	0.00	0.00	0.00	6,701.00		2,680.40	4,020.60
	HOSTEL ACCOUNT:								
50	Furniture	169,579.48				169,579.48	10%	16,957.95	152,621.53
	Total C6	169,579.48	0.00	0.00	0.00	169,579.48		16,957.95	152,621.53
	Total C	92,412,872.40	3,214,732.00	2,571,731.00	0.00	98,199,335.28		8,929,768.72	89,269,566.68


GENERAL SECRETARY
AIMAN COLLEGE OF ARTS &
SCIENCE FOR WOMEN
TIRUCHIRAPPALLI-620 02


PRINCIPAL
AIMAN COLLEGE OF ARTS &
SCIENCE FOR WOMEN
TIRUCHIRAPPALLI-620 021



AUDITOR'S REPORT

FORM - 10B
(See Rule 17 B)

I have examined the Balance Sheet of **AIMAN EDUCATION AND WELFARE SOCIETY, TIRUCHIRAPALLI - 21** as at 31st March 2023 and the Income and Expenditure account for the year ended on that date which are in agreement with the books of account maintained by the Institution.


I have obtained all the information and explanations which to the best of my knowledge and belief were necessary for the purpose of my audit. In my opinion, proper books of account have been kept by the Institution so far as appears from my examination of the books, subject to the comments given below and in the Annexure :-

In my opinion and to the best of my information, and according to information given to me, said accounts give a true and fair view:-

- (i) In the case of the Balance Sheet, of the state of affairs of the Institution as at 31st March 2023 and
- (ii) In the case of the Income and Expenditure account, of the **INCOME** of its accounting year ending on 31-03-2023.

PLACE: TIRUCHIRAPALLI
DATE :04/09/2023
UDIN-23210020BGUZQC5419

CA. A. JAWAHAR ALI, MBA.,MFM.,FCA.,
Chartered Accountant


PRINCIPAL
AIMAN COLLEGE OF ARTS &
SCIENCE FOR WOMEN
TIRUCHIRAPPALLI-620 021



AIMAN EDUCATION AND WELFARE SOCIETY
K.SATHANUR, TIRUCHIRAPALLI -620 021.

CONSOLIDATED BALANCE SHEET AS ON 31.03.2022

<u>LIABILITIES</u>	(₹)	(₹)	<u>ASSETS</u>	(₹)
Corpus Fund		43,953,757.00	Fixed Assets as per Sch.	95,747,110.86
Building Fund		2,989,476.00	Land	4,067,666.00
Research Fund		100,000.00	Advance and deposit	645,851.00
<u>Income and Expenditure :</u>			Fixed Deposits	5,051,560.00
Opening Balance	32,099,566.71		Fee Receivable	4,905,554.35
Less: Excess of Expenditure	-1,282,606.15		Stock on hand	70,879.00
		30,816,960.56	<u>Closing Balance :</u>	
Payables - Others		3,863,142.00	Cash at Banks	510,091.58
Loans & Advances		28,080,000.00		
Advance Mess Fee		1,195,377.23		
		<u>110,998,712.79</u>		<u>110,998,712.79</u>

Vide my report of even date


GENERAL SECRETARY
AIMAN EDUCATION AND WELFARE SOCIETY
TIRUCHIRAPPALLI - 620 021


PRINCIPAL
AIMAN COLLEGE OF ARTS &
SCIENCE FOR WOMEN
TIRUCHIRAPPALLI-620 021.

CA. A. JAWAHAR ALI, MBA.,MFM.,FCA.,
Chartered Accountant
UDIN- 22210020ARIOPY4133



AIMAN EDUCATION AND WELFARE SOCIETY

K.SATHANUR, TIRUCHIRAPALLI -620 021.

CONSOLIDATED INCOME & EXPENDITURE ACCOUNT FOR THE YEAR ENDED 31.03.2022

<u>EXPENDITURE</u>	(₹)	<u>INCOME</u>	(₹)
To Salary & Wages	14,533,648.00	By Term Fee	19,989,175.00
" Mess Expenses	2,592,589.00	" Mess Fee	4,918,515.00
" Bus Expenses	5,112,615.00	" Bus Fee	3,864,918.00
" Repairs and maintenance	1,230,238.00	" Interest Received	204,163.30
" General / Other expenses	1,309,161.10	" Room Rent	5,228,150.00
" Meeting & Function Exps.	904,192.00	" Sale of Application (UG& PG)	71,710.00
" Stationery Expenses	265,876.00	" General / Other Income	333,703.74
" Fuel, Travelling & conveyance	702,049.00	" Guest Charges	5,915.00
" Electricity Charges	879,347.00	" Stock in Hand	70,879.00
" Car Expenses	700,437.00	" Establishment Fee	2,248,858.00
" Advertisement	313,970.00	" Alumni Scholarship	47,800.00
" Opening Stock	70,879.00	" Club income	66,750.00
" Newspaper & Subscription	3,640.00	" Training Programme	596,000.00
" Audit Fees	129,000.00	Moral education Fee	1,128,925.00
" Communication Expenses	163,846.00	Ecess of expenditure	1,282,606.15
" Statutory Expenses	682,043.00		



" Carry Forward	29,593,530.10	
" Bank Charges	38,791.59	
" Exam fees paid -university	1,106,075.00	
" Library Books	59,560.00	
" Scholarship paid	362,000.00	
" Calander expenses	50,976.00	
" Moral Education expenses	833,724.00	
" University Expenses	347,410.00	
" ID Card Expenses	27,740.00	
" Medical Expenses	19,460.00	
" Laboratory Expenses	249,451.00	
" Alumni Scholarship paid	48,914.00	
" Refreshment expenses	143,942.00	
" Discontinued / Long Absent	3,194.00	
" Club Expenses	100,935.00	
" Depreciation	7,072,365.50	
	<u>40,058,068.19</u>	<u>40,058,068.19</u>

- Academic facilities
- Physical facilities
- Other Expenses


GENERAL SECRETARY
AIMAN EDUCATION AND WELFARE SOCIETY
TIRUCHIRAPPALLI - 620 021



CA. A. JAWAHAR ALI, MBA.,MFM.,FCA.,

Chartered Accountant

UDIN- 22210020ARIOPY4133



PRINCIPAL
AIMAN COLLEGE OF ARTS &
SCIENCE FOR WOMEN
TIRUCHIRAPPALLI-620 021.

AIMAN EDUCATION AND WELFARE SOCIETY

K.SATHANUR, TIRUCHIRAPALLI -620 021.

CONSOLIDATED RECEIPTS AND PAYMENTS ACCOUNT FOR THE YEAR ENDED 31.03.2022

RECEIPTS	(₹)	PAYMENTS	(₹)
To Opening Balance		By Salary & Wages	14,533,648.00
Cash at Bank	2,046,500.87	" Mess Expenses	2,592,589.00
" Mess Fee	3,420,653.00	" Bus Expenses	5,112,615.00
" Bus Fee	3,864,918.00	" Fuel, Travelling & conveyance	702,049.00
" Term Fee	18,137,143.00	" Provision March 2021 Due paid	1,065,506.00
" Room Rent	5,024,666.00	" Repairs & Maintenance	1,230,238.00
" Guest Charges	5,915.00	" Car expenses	700,437.00
" Sale of Application -UG & PG	71,710.00	" Meeting & Function Exps	904,192.00
" General / Other Income	333,703.74	" Bills paid	1,040,312.00
" Training Programme	596,000.00	" EPF A/c	364,953.00
" TDS A/c	129,036.00	" TDS A/C	92,866.00
" Loans & Advances	4,050,000.00	" Staff Advance	261,500.00
" Private Scholarship	442,965.00	" Statutory Expenses	375,549.00
" Deposits- Endowment A/c	100,000.00	" Stationery expenses	265,876.00
" Bills received	2,590,291.00	" Communication Exps.	163,846.00
" Interest Received	204,163.30	" Electricity Charges	700,176.00
" College Fees receivables	1,964,664.00	" Private Scholarship	412,965.00
" Hostel Fees receivables	2,214,144.00	" Govt- Scholarship	362,000.00
" Fixed Deposits	3,800,000.00	" ID Card Expenses	27,740.00
" Staff Advance	304,500.00	" Medical Expenses	19,460.00
" EPF A/c	366,320.00	" University Expenses	347,410.00
" Professional Tax A/c	88,416.00	" Laboratory Expenses	249,451.00
" Advance Mess fee	1,079,890.00	" Advertisement	313,970.00
" University remuneration	322,227.00	" Bank Charges	38,791.59
" Moral education fee	1,128,925.00	" Newspaper & Subscription	3,640.00
" Establishment Fee	2,248,858.00	" Audit Fee	129,000.00
" Old Vehicle sold	32,422.26	" General expenses	1,309,161.10
" Foreign Contribution revised	6,366.10	" Discontinued / Long Absent	3,194.00
" Club income	66,750.00	" University Remuneration	358,694.00
" Alumni Scholarship	47,800.00	" Fixed Deposits	3,800,000.00
		" Repay Loans & advances	4,065,000.00

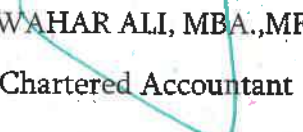



<u>Carry Forward</u>	41,546,828.69
" Club Expenses	100,935.00
" Convocation Fee A/c	558,955.00
" Fixes Assets Addition/Purchase	9,369,015.00
" Advance & deposits	315,527.00
" Exam fees- university	1,106,075.00
" Library Books	59,560.00
" Professional tax A/c	44,404.00
" Moral education Expenses	833,724.00
" Refreshment expenses	143,942.00
" Alumni scholarship paid	48,914.00
" Calander expenses	50,976.00

By Closing Balance :

Cash at Bank	510,091.58
<u>54,688,947.27</u>	<u>54,688,947.27</u>


GENERAL SECRETARY
AIMAN EDUCATION AND WELFARE SOCIETY
TIRUCHIRAPPALLI - 620 021


CA. A. JAWAHAR ALI, MBA., MFM., FCA.,
Chartered Accountant
UDIN- 22210020ARIOPY4133


PRINCIPAL
AIMAN COLLEGE OF ARTS &
SCIENCE FOR WOMEN
TIRUCHIRAPPALLI-620 021.



FIXED ASSETS SCHEDULE - 2021-2022

Sl.No.	ASSETS	WDV- 01/04/2021	Addition		Deduction/ Transfer	Total	Rate	Depreciation	Net W.D.V. 31.03.2022
			Before Sep.	After Sep.					
			(₹)	(₹)					
FURNITURE & FITTINGS- 10%									
1	Furniture	1,197,862.99				1,197,862.99	10%	119,786.30	1,078,076.69
	Addition during the year		5,697.00			5,697.00	10%	569.70	5,127.30
2	Interior Decoration	17,924.17				17,924.17	10%	1,792.42	16,131.75
3	Internet Installation(Wifi)	76,163.43				76,163.43	10%	7,616.34	68,547.08
4	Lab Equipment	129,342.11				129,342.11	10%	12,934.21	116,407.90
	Addition during the year					0.00	5%	0.00	0.00
5	Library (Partition)	280,877.22				280,877.22	10%	28,087.72	252,789.50
	TOTAL-A2	1,702,169.92	5,697.00	0.00	0.00	1,707,866.92		170,786.69	1,537,080.23
MACHINERY -15%									
10	Fan	2,881.79				2,881.79	15%	432.27	2,449.52
11	New N & D Lab	0.00			0.00	0.00	0%	0.00	0.00
12	Inverter	19,304.35				19,304.35	15%	2,895.65	16,408.70
13	Fire Extinguisher-Set	46,950.66				46,950.66	15%	7,042.60	39,908.06
14	Bio Matric-Attendance	24,232.42				24,232.42	15%	3,634.86	20,597.56
	Addition during the year			23,010.00		23,010.00	7.5%	1,725.75	21,284.25
15	Tea Vending Machine	5,132.18				5,132.18	15%	769.83	4,362.35
16	Water Purifier	89,128.34				89,128.34	15%	13,369.25	75,759.09
17	Phone	47,401.04				47,401.04	15%	7,110.16	40,290.88
	Addition during the year			9,500.00		9,500.00	7.5%	712.50	8,787.50
18	Xerox Machine	202,497.39				202,497.39	15%	30,374.61	172,122.78
	Addition during the year			190,000.00		190,000.00	7.5%	14,250.00	175,750.00
	TOTAL-A3	437,528.16	0.00	222,510.00	0.00	660,038.16		82,317.47	577,720.69
	TOTAL-A4	0.00	0.00	0.00	0.00	0.00	0.00	0.00	0.00



Handwritten mark resembling a stylized 'Q' or '9'.

COMPUTER-4070

21	LCD Projector	18,175.20				175.20	40%	7,270.08	10,905.12
	Addition during the year		46,400.00			46,400.00	40%	18,560.00	27,840.00
22	Computer	483,180.13				483,180.13	40%	193,272.05	289,908.08
	Addition during the year		25500			25,500.00	40%	10,200.00	15,300.00
	Addition during the year			87,850.00		87,850.00	20%	17,570.00	70,280.00
TOTAL-A5		501,355.33	71,900.00	87,850.00	0.00	661,105.33		246,872.13	414,233.20
Total A		2,641,053.42	77,597.00	310,360.00	0.00	3,029,010.42	0.00	499,976.30	2,529,034.12

AIMAN EDUCATION AND WELFARE SOCIETY - HOSTEL

S.L.NO	ASSETS	WDV	Addition		Total	Rate	Depreciation	Net W.D.V.	
		1.04.2021	Before Sep.	After Sep.					transfer/ deduction
		(₹)	(₹)	(₹)					(₹)
1	Furniture and Fittings	661,642.54			0.00	661,642.54	10%	66,164.25	595,478.29
2	Vessels	200,127.94			0.00	200,127.94	10%	20,012.79	180,115.15
3	Sanitary Napkin Disposal	6,625.24			0.00	6,625.24	15%	993.79	5,631.46
4	Inverter	14,792.77			0.00	14,792.77	15%	2,218.92	12,573.86
5	Telephone -Connection	13,420.19			0.00	13,420.19	15%	2,013.03	11,407.16
Total- B		896,609.09	0.00	0.00	0.00	896,608.68		91,402.78	805,206.32

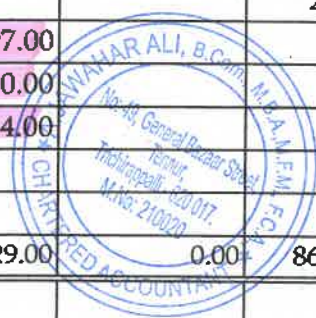


AIMAN EDUCATION AND WELFARE SOCIETY

K.SATHANUR, TIRUCHIRAPALLI - 620 021

FIXED ASSETS SCHEDULE AS ON 31.03.2022 - SOCIETY

Sl. No.	ASSETS	WDV- 01/04/2021 (₹)	Addition			Total (₹)	Rate	Depreciation (₹)	Net W.D.V. 31.03.2022 (₹)
			Before Sep.	After Sep.	transfer/ deduction				
				(₹)	(₹)				
	BUILDING @ 10%								
1	College- Block-I	8,244,778.97			8,244,778.97	10%	824,477.90	7,420,301.07	
2	Auditorium Building	11,810,852.32			11,810,852.32	0%	0.00	11,810,852.32	
	Addition During the year		222,681.00	194,862.00	417,543.00	0%	0.00	417,543.00	
3	Canteen	2,452,250.72			2,452,250.72	10%	245,225.07	2,207,025.65	
4	Hostel Block-I	4,322,517.30			4,322,517.30	10%	432,251.73	3,890,265.57	
5	Hostel Block-II	4,816,237.76			4,816,237.76	10%	481,623.78	4,334,613.98	
6	College Block-II	18,794,126.66			18,794,126.66	10%	1,879,412.67	16,914,713.99	
7	College Block-III	21,188,231.00			21,188,231.00	0%	0.00	21,188,231.00	
	Addition During the year		1,834,599.00	2,876,790.00	4,711,389.00	0%	0.00	4,711,389.00	
8	Mini Conference hall	193,213.80			193,213.80	10%	19,321.38	173,892.42	
9	NRI Hostel Block	3,771,748.17			3,771,748.17	10%	377,174.82	3,394,573.35	
10	New Store Room	110,882.92			110,882.92	10%	11,088.29	99,794.63	
11	Office Room Extension	1,386,218.94			1,386,218.94	10%	138,621.89	1,247,597.04	
12	Prayer Hall	116,018.05			116,018.05	10%	11,601.81	104,416.25	
13	New Masjid	70,000.00			70,000.00	0%	0.00	70,000.00	
14	Septic Tank - Hostel	366,389.94			366,389.94	10%	36,638.99	329,750.95	
	Addition During the year			107,496.00	107,496.00	5%	5,374.80	102,121.20	
15	Mess Dining Hall	2,673,722.65			2,673,722.65	10%	267,372.27	2,406,350.39	
16	Basket Ball Ground		87,070.00	881,497.00	968,567.00	0%	0.00	968,567.00	
17	Gym Building			10,000.00	10,000.00	0%	0.00	10,000.00	
18	Sports Stage			57,684.00	57,684.00	0%	0.00	57,684.00	
19	Visitors Toilet, shed	356,335.45			356,335.45	10%	35,633.55	320,701.91	
	TOTAL-C1	80,673,524.66	2,144,350.00	4,128,329.00	86,946,203.66		4,765,818.93	82,180,384.72	



FURNITURE & FITTINGS @ 10%									
20	Furniture and Fittings	3,093,221.40				3,093,221.40	10%	309,322.14	2,783,899.26
	Addition During the year			2,508,379.00		2,508,379.00	5%	125,418.95	2,382,960.05
21	Library Partition	114,761.12				114,761.12	10%	11,476.11	103,285.01
22	Furniture - Hostel A/c	188,421.64				188,421.64	10%	18,842.16	169,579.48
	TOTAL-C2	3,396,404.16	0.00	2,508,379.00	0.00	5,904,783.16		465,059.37	5,439,723.79
MACHINERY & FITTINGS @ 15%									
23	Air conditioner	368,011.44				368,011.44	15%	55,201.72	312,809.72
24	Office Equipment	48,308.37				48,308.37	15%	7,246.25	41,062.11
25	Kitchen Appliances	44,687.85				44,687.85	15%	6,703.18	37,984.67
26	Lab Equipment	466,589.08				466,589.08	15%	69,988.36	396,600.72
27	LCD Projector	920,188.51				920,188.51	15%	138,028.28	782,160.23
28	N & D Lab	853,244.46				853,244.46	15%	127,986.67	725,257.79
29	RO System Water Plant	317,018.72				317,018.72	15%	47,552.81	269,465.91
30	Television	68,202.01				68,202.01	15%	10,230.30	57,971.71
31	CCTV Camera	126,528.29				126,528.29	15%	18,979.24	107,549.05
32	Two Wheeler-TVS XL	10,824.29		10,824.29	0.00	0.00	0%	0.00	0.00
33	Generator	241,016.57				241,016.57	15%	36,152.48	204,864.08
34	UPS-15KVA	105,340.50				105,340.50	15%	15,801.08	89,539.43
	TOTAL-C3	3,569,960.07	0.00	0.00	10,824.29	3,559,135.78		533,870.37	3,025,265.41



Handwritten signature or mark in green ink.

VEHICLE @ 30 %									
35	Bus TN-49 T- 3939	7,682.99				7,682.99	30%	2,304.90	5,378.09
36	Car - Ambassador	19,023.87			19,023.87	0.00	0%	0.00	0.00
37	Bus TN 21 Ay 3929	83,572.81				83,572.81	30%	25,071.84	58,500.97
38	Bus- TN 20 AB 1014	87,636.50				87,636.50	30%	26,290.95	61,345.55
39	Van- TN 69 H 2734	28,812.00				28,812.00	30%	8,643.60	20,168.40
40	Bus TN-48 C- 7429	1,825.84			1,825.84	0.00	0%	0.00	0.00
41	Bus TN-60 A-0909	748.28			748.28	0.00	0%	0.00	0.00
42	Bus TN-45 BA 3075	151,263.00				151,263.00	30%	45,378.90	105,884.10
43	Van -TN 45 AL6530	25,598.07				25,598.07	30%	7,679.42	17,918.65
44	TN 19 A 3366-Bus	418,687.85				418,687.85	30%	125,606.36	293,081.50
45	TN 19 A 8343- Bus	409,436.16				409,436.16	30%	122,830.85	286,605.31
46	TN 20 AQ 8984- Bus	418,950.00				418,950.00	30%	125,685.00	293,265.00
47	TN 20 F 1602 - Bus	295,364.16				295,364.16	30%	88,609.25	206,754.91
48	TN 25 U 4916 - BUS	220,150.00				220,150.00	30%	66,045.00	154,105.00
	Addition During the year			200,000.00		200,000.00	15%	30,000.00	170,000.00
49	TN 45 AR 2413- Bus	34,681.74				34,681.74	30%	10,404.52	24,277.22
50	TN 49 K 5162 - Bus	13,475.85				13,475.85	30%	4,042.75	9,433.09
51	Van-TN 63 J 4555	77,256.80				77,256.80	30%	23,177.04	54,079.76
TOTAL-C4		2,294,165.90	0.00	200,000.00	21,597.99	2,472,567.91		711,770.38	1,760,797.54
COMPUTER @ 40 %									
52	Computer	11,168.33				11,168.33	40%	4,467.33	6,701.00
TOTAL-C5		11,168.33	0.00	0.00	0.00	11,168.33		4,467.33	6,701.00
TOTAL-C		89,945,223.12	2,144,350.00	6,836,708.00	32,422.28	98,893,858.84		6,480,986.38	92,412,872.38
TOTAL A+B+C		93,482,885.63	2,221,947.00	7,147,068.00	32,422.28	102,819,477.94	0.00	7,072,365.45	95,747,112.82


 GENERAL SECRETARY
 AIMAN COLLEGE OF ARTS &
 SCIENCE FOR WOMEN
 TIRUCHIRAPPALLI-620 021




 PRINCIPAL
 AIMAN COLLEGE OF ARTS &
 SCIENCE FOR WOMEN
 TIRUCHIRAPPALLI-620 021.

AUDITOR'S REPORT

FORM - 10B
(See Rule 17 B)

I have examined the Balance Sheet of AIMAN EDUCATION AND WELFARE SOCIETY, TIRUCHIRAPALLI - 21 as at 31st March 2022 and the Income and Expenditure account for the year ended on that date which are in agreement with the books of account maintained by the Institution.

I have obtained all the information and explanations which to the best of my knowledge and belief were necessary for the purpose of my audit. In my opinion, proper books of account have been kept by the Institution so far as appears from my examination of the books, subject to the comments given below and in the Annexure :-

In my opinion and to the best of my information, and according to information given to me, said accounts give a true and fair view:-

- (i) In the case of the Balance Sheet, of the state of affairs of the Institution as at 31st March 2022 and
- (ii) In the case of the Income and Expenditure account, of the LOSS of its accounting year ending on 31-03-2022.

PLACE: TIRUCHIRAPALLI
DATE :08/09/2022
UDIN:22210020ARIOPY4133

CA. A. JAWAHAR ALLI, MBA.,MFM.,FCA.,
Chartered Accountant


SECRETARY
AIMAN EDUCATION AND WELFARE SOCIETY
TIRUCHIRAPPALLI - 620 021


PRINCIPAL
AIMAN COLLEGE OF ARTS &
SCIENCE FOR WOMEN
TIRUCHIRAPPALLI-620 021.



AIMAN EDUCATION AND WELFARE SOCIETY
K.SATHANUR, TIRUCHIRAPALLI -620 021.

CONSOLIDATED BALANCE SHEET AS ON 31.03.2021

<u>LIABILITIES</u>	(₹)	(₹)	<u>ASSETS</u>	(₹)
Corpus Fund		43,953,757.00	Fixed Assets as per Sch.	93,482,883.62
Building Fund		2,989,476.00	Land	4,067,666.00
Research Fund		100,000.00	Advance and deposit	5,424,884.00
<u>Income and Expenditure :</u>			Fee Receivable	5,530,984.35
Opening Balance	31,870,122.46		Foreign Contribution a/c	6,366.10
<u>Add: Excess of Income</u>	<u>229,444.25</u>		Stock on hand	70,879.00
		32,099,566.71	<u>Closing Balance :</u>	
Payables - Others		3,406,877.00	Cash at Banks	2,046,500.87
Loans & Advances		28,080,487.23		
		<u>110,630,163.94</u>		<u>110,630,163.94</u>

UDIN-21210020AAAAIO5735

Vide my report of even date

CA. A. JAWAHAR ALLI, MBA.,MFM.,FCA.,
Chartered Accountant


GENERAL SECRETARY
AIMAN EDUCATION AND WELFARE SOCIETY
TIRUCHIRAPPALLI - 620 021

PRINCIPAL
AIMAN COLLEGE OF ARTS &
SCIENCE FOR WOMEN
TIRUCHIRAPPALLI-620 021.



AIMAN EDUCATION AND WELFARE SOCIETY

K.SATHANUR, TIRUCHIRAPALLI -620 021.

CONSOLIDATED INCOME & EXPENDITURE ACCOUNT FOR THE YEAR ENDED 31.03.2021

<u>EXPENDITURE</u>	(₹)	<u>INCOME</u>	(₹)
To Salary & Wages	13,534,706.00	By Term Fee	22,486,189.00
" Mess Expenses	1,126,736.50	" Mess Fee	1,978,111.00
" Bus Expenses	2,116,947.00	" Bus Fee	2,610,238.00
" Repairs and maintenance	1,848,193.00	" Interest Received	115,425.00
" General / Other expenses	1,092,663.50	" Room Rent	2,978,000.00
" Meeting & Function Exps.	479,442.00	" Sale of Application (UG& PG)	98,676.00
" Stationery Expenses	466,720.00	" General / Other Income	917,072.00
" Mgt. Committee Members-Fee	130,000.00	" Guest Charges	2,000.00
" Electricity Charges	481,748.00	" Stock in Hand	70,879.00
" Car Expenses	441,717.00	" Establishment Fee	1,536,000.00
" Advertisement	233,691.00		
" Opening Stock	101,614.00		
" Newspaper & Subscription	1,925.00		
" Audit Fees	90,500.00		
" Communication Expenses	147,534.00		
" Statutory Expenses	579,704.00		




" <u>Carry Forward</u>	22,873,841.00	
" <u>Bank Charges</u>	32,520.81	
" <u>University Expenses</u>	66,220.00	
" <u>ID Card Expenses</u>	10,000.00	
" <u>Medical Expenses</u>	237,830.00	
" <u>Laboratory Expenses</u>	1,040,945.00	
" <u>Discontinued / Long Absent</u>	360,579.00	
" <u>Club Expenses</u>	43,425.00	
" Depreciation	7,897,784.94	
To Excess of Income	229,444.25	
	<hr/>	<hr/>
	<u>32,792,590.00</u>	<u>32,792,590.00</u>

UDIN-21210020AAAAIO5735




CA. A. JAWAHAR ALI, MBA.,MFM.,FCA.,

Chartered Accountant


 GENERAL SECRETARY
 AIMAN EDUCATION AND WELFARE SOCIETY
 TIRUCHIRAPPALLI - 620 021


 PRINCIPAL
 AIMAN COLLEGE OF ARTS &
 SCIENCE FOR WOMEN
 TIRUCHIRAPPALLI-620 021.



-  - Academic facilities
-  - Physical facilities
-  - Other Expenses

AIMAN EDUCATION AND WELFARE SOCIETY

K.SATHANUR, TIRUCHIRAPALLI -620 021.

CONSOLIDATED RECEIPTS AND PAYMENTS ACCOUNT FOR THE YEAR ENDED 31.03.2021

<u>RECEIPTS</u>	<u>(₹)</u>	<u>PAYMENTS</u>	<u>(₹)</u>
To <u>Opening Balance</u>		By Salary & Wages	13,534,706.00
S.B.I -A/c. 4686	325,828.50	" Mess Expenses	1,126,736.50
Cash at Salary -A/c-37216	22,986.11	" Bus Expenses	2,116,947.00
I.O.B - A/c. 1328	10,998.86	" Management - Member Fee	130,000.00
I.O.B - A/c. 13562	7,284.20	" Provision March 2020 Due paid	282,061.00
S.B.I- A/c.2376	14,547.68	" Repairs & Maintenance	1,848,193.00
I.O.B - A/c. 15979-FC	1,677.00	" Car expenses	441,717.00
C.U.B - A/c.5350	5,200.35	" Meeting & Function Exps	479,442.00
K.V.B -A/c-4076	19,963.23	" Bills paid	3,406,474.00
SBI NSS A/c- 7754	46,530.50	" TDS A/C	179,630.00
C.U.B-A/c.5361	18,015.61	" Staff Advance	189,500.00
" Mess Fee	1,012,017.80	" Statutory Expenses	500,333.00
" Bus Fee	2,098,671.00	" Stationery expenses	466,720.00
" Term Fee	21,535,683.31	" Communication Exps.	147,534.00
" Room Rent	2,806,771.20	" Electricity Charges	331,233.00
" Guest Charges	2,000.00	" Private Scholarship	724,636.00
" Sale of Application -UG & PG	98,676.00	" Govt- Scholarship	206,900.00
" General / Other Income	917,072.00	" ID Card Expenses	10,000.00
" TDS A/c	160,230.00	" Medical Expenses	237,830.00
" Loans & Advances	6,465,000.00	" University Expenses	66,220.00
" Private Scholarship	724,636.00	" Laboratory Expenses	1,040,945.00
" Govt - Scholarship	206,900.00	" Advertisement	233,691.00
" Convocation Fee A/c	531,700.00	" Bank Charges	32,520.81
" Interest Received	115,425.00	" Newspaper & Subscription	1,925.00
" Receivables-2019-20	2,376,212.00	" Audit Fee	90,500.00
" Receivables-2018-19	25,820.00	" General expenses	1,092,663.50
" Receivables Mess Fee- 2017-18	164,335.00	" Discontinued / Long Absent	360,579.00
" Receivables Mess Fee- 2018-19	13,170.00	" University Remuneration	221,262.00
" EPF A/c	298,951.00	" Fixed Deposits	3,000,000.00



<u>Carry Forward</u>	<u>40,026,302.35</u>	<u>Carry Forward</u>	<u>32,500,898.81</u>
" Receivables Mess Fee- 2019-20	1,692,994.24	" EPF A/c	277,686.00
" Receivables Hostel fee- 2019-20	670,555.00	" Club Expenses	43,425.00
" University remuneration	267,870.00	" Student Fee A/c	19,530.00
" Recovered Loans & advances	37,500.00	" Fixes Assets Addition/Purchase	9,343,180.91
" Establishment Fee	1,536,000.00		

By Closing Balance :

S.B.I- A/c.4686	1,476,926.05
Cash at Salary -A/c-37216	15,987.05
I.O.B - A/c. 1328	17,713.00
S.B.I. NSS A/c.7754	10,000.50
I.O.B-A/c.15979- FC	1,675.50
I.O.B - A/c. 13562	7,389.50
S.B.I-A/c.2376	35,125.48
C.U.B - A/c.5350	314,990.65
C.U.B-A/c.5361	146,729.91
K.V.B-A/c.4076	19,963.23

44,231,221.59

44,231,221.59

UDIN-21210020AAAAIO5735


GENERAL SECRETARY
AIMAN EDUCATION AND WELFARE SOCIETY
TIRUCHIRAPPALLI - 620 021


CA. A. JAWAHAR ALI, MBA.,MFM.,FCA.,
Chartered Accountant


PRINCIPAL
AIMAN COLLEGE OF ARTS &
SCIENCE FOR WOMEN
TIRUCHIRAPPALLI-620 021.



AIMAN EDUCATION AND WELFARE SOCIETY COLLEGE

K.SATHANUR, TIRUCHIRAPALLI - 620 021.


FIXED ASSETS SCHEDULE - 2020-2021

SL.N o.	ASSETS	WDV- 01/04/2020 (₹)	Addition		Deduction/ Transfer (₹)	Total (₹)	Rate	Depreciation (₹)	Net W.D.V. 31.03.2021 (₹)
			Before Sep.	After Sep.					
			(₹)	(₹)					
BUILDING -10%									
1	Other Building	41,310.02			41,310.02	0.00	0%	0.00	0.00
2	Mess Block	668,273.83			668,273.83	0.00	0%	0.00	0.00
3	New Hostel Building	62,602.91			62,602.91	0.00	0%	0.00	0.00
4	New Hostel II Floor	689,423.53			689,423.53	0.00	0%	0.00	0.00
	TOTAL-A1	1,461,610.29	0.00	0.00	1,461,610.29	0.00		0.00	0.00
FURNITURE & FITTINGS- 10%									
5	Furniture	1,330,958.88				1,330,958.88	10%	133,095.89	1,197,862.99
6	Interior Decoration	19,915.75				19,915.75	10%	1,991.57	17,924.17
7	Internet Installation(Wifi)	84,626.03				84,626.03	10%	8,462.60	76,163.43
8	Lab Equipment	122,713.18				122,713.18	10%	12,271.32	110,441.86
	Addition during the year			19,895.00		19,895.00	5%	994.75	18,900.25
9	Library (Partition)	312,085.80				312,085.80	10%	31,208.58	280,877.22
	TOTAL-A2	1,870,299.63	0.00	19,895.00	0.00	1,890,194.63		188,024.71	1,702,169.92
MACHINERY -15%									
10	Fan	3,390.34				3,390.34	15%	508.55	2,881.79
11	New N & D Lab	378,816.98			378,816.98	0.00	0%	0.00	0.00
12	Inverter	22,711.00				22,711.00	15%	3,406.65	19,304.35
13	Fire Extinguisher-Set	55,236.07				55,236.07	15%	8,285.41	46,950.66
14	Bio Matric-Attendance	28,508.73				28,508.73	15%	4,276.31	24,232.42
15	Tea Vending Machine	6,037.86				6,037.86	15%	905.68	5,132.18
16	Water Purifier	104,856.87				104,856.87	15%	15,728.53	89,128.34
17	Phone	42,707.10				42,707.10	15%	6,406.07	36,301.04
	Addition during the year			12,000.00		12,000.00	#####	900.00	11,100.00
18	Xerox Machine	238,232.22				238,232.22	15%	35,734.83	202,497.39
	TOTAL-A3	880,497.17	0.00	12,000.00	378,816.98	513,680.19		76,152.03	437,528.16

19	Bus TN-49 K - 5162	19,251.21			19,251.21	0.00	0%	0.00	0.00
20	Bus TN-45 AR - 2413	49,545.34			49,545.34	0.00	0%	0.00	0.00
TOTAL-A4		68,796.55	0.00	0.00	68,796.55	0.00	0.00	0.00	0.00
COMPUTER-40%									
21	LCD Projector	0.00		30,292.00	30,292.00	40%		12,116.80	18,175.20
22	Computer	561,806.89			561,806.89	40%		224,722.75	337,084.13
	Addition during the year			182,620.00	182,620.00	20%		36,524.00	146,096.00
TOTAL-A5		561,806.89	0.00	212,912.00	774,718.89			273,363.55	501,355.33
Total A		4,843,008.92		244,807.00	3,178,593.71			537,540.30	2,641,053.41

AIMAN EDUCATION AND WELFARE SOCIETY - HOSTEL

S.L.NO	ASSETS	WDV	Addition		Total	Rate	Depreciation		
		1.04.2020	Before Sep.	After Sep.	transfer/ deduction				
		(₹)	(₹)	(₹)	(₹)	(₹)	(₹)	(₹)	
1	Extension Block-Old Hos	640,471.70			640,471.70	0.00	0%	0.00	0.00
2	Furniture and Fittings	735,158.38			0.00	735,158.38	10%	73,515.84	661,642.54
3	Vessels	222,364.38			0.00	222,364.38	10%	22,236.44	200,127.94
4	Sanitary Napkin Disposal	7,794.40			0.00	7,794.40	15%	1,169.16	6,625.24
5	Inverter	17,403.26			0.00	17,403.26	15%	2,610.49	14,792.77
6	Telephone -Connection	15,788.46			0.00	15,788.46	15%	2,368.27	13,420.19
Total- B		1,638,980.99	0.00	0.00	640,471.70	998,508.88		101,900.19	896,609.10


GENERAL SECRETARY
AIMAN COLLEGE OF ARTS &
SCIENCE FOR WOMEN
TIRUCHIRAPPALLI-620 021




PRINCIPAL
AIMAN COLLEGE OF ARTS &
SCIENCE FOR WOMEN
TIRUCHIRAPPALLI-620 021.

AIMAN EDUCATION AND WELFARE SOCIETY

K.SATHANUR, TIRUCHIRAPALLI - 620 021

FIXED ASSETS SCHEDULE AS ON 31.03.2021 - SOCIETY

Sl.No:	ASSETS	WDV- 01/04/2020	Addition		Total	Rate	Depreciation	Net W.D.V. 31.03.2021
			inward Transfer	Before Sep.				
		()		()	()		()	()
	BUILDING @ 10%							
1	College- Block-I	91,60,865.52			91,60,865.52	10%	9,16,086.55	82,44,778.97
2	Auditorium Building	1,16,94,552.32			1,16,94,552.32	0%	0.00	1,16,94,552.32
	Addition During the year			24,600.00	91,700.00	0%	0.00	1,16,300.00
3	Canteen	27,24,723.03			27,24,723.03	10%	2,72,472.30	24,52,250.72
4	Hostel Block-I	48,02,797.00			48,02,797.00	10%	4,80,279.70	43,22,517.30
5	Hostel Block-II	45,42,205.50			45,42,205.50	10%	4,54,220.55	40,87,984.95
	Addition During the year		7,93,336.46		15,000.00	5,10%	80,083.65	7,28,252.81
6	College Block-II	2,08,82,362.95			2,08,82,362.95	10%	20,88,236.30	1,87,94,126.66
7	College Block-III	1,33,41,157.00			1,33,41,157.00	0%	0.00	1,33,41,157.00
	Addition During the year			18,82,172.00	59,64,902.00	0%	0.00	78,47,074.00
8	Mini Conference hall	2,14,682.00			2,14,682.00	10%	21,468.20	1,93,213.80
9	NRI Hostel Block	35,50,359.60			35,50,359.60	10%	3,55,035.96	31,95,323.64
	Addition During the year		6,40,471.70		6,40,471.70	10%	64,047.17	5,76,424.53
10	New Store Room	1,23,203.24			1,23,203.24	10%	12,320.32	1,10,882.92
11	Office Room Extension	15,40,243.26			15,40,243.26	10%	1,54,024.33	13,86,218.94
12	Prayer Hall	1,28,908.95			1,28,908.95	10%	12,890.89	1,16,018.05
13	New Masjid			70,000.00	70,000.00	0%	0.00	70,000.00
14	Septic Tank - Hostel	4,07,099.94			4,07,099.94	10%	40,709.99	3,66,389.94
15	Mess Dining Hall	23,02,529.12			23,02,529.12	10%	2,30,252.91	20,72,276.20
	Addition During the year		6,68,273.83		6,68,273.83	10%	66,827.38	6,01,446.45
16	Visitors Toilet, shed	3,95,928.28			3,95,928.28	10%	39,592.83	3,56,335.45
	TOTAL-C1	7,58,11,617.70	21,02,081.99	19,76,772.00	60,71,602.00		52,88,549.04	8,06,73,524.66

FURNITURE & FITTINGS @ 10%									
17	Furniture and Fittings	3,436,912.66				3,436,912.66	10%	343,691.27	3,093,221.40
18	Library Partition	127,512.36				127,512.36	10%	12,751.24	114,761.12
19	Furniture - Hostel A/c	209,357.38				209,357.38	10%	20,935.74	188,421.64
TOTAL-C2		3,773,782.40	0.00	0.00	0.00	3,773,782.40		377,378.24	3,396,404.16
MACHINERY & FITTINGS @ 15%									
20	Air conditioner	432,954.63				432,954.63	15%	64,943.20	368,011.44
21	Office Equipment	56,833.37				56,833.37	15%	8,525.01	48,308.37
22	Kitchen Appliances	52,573.94				52,573.94	15%	7,886.09	44,687.85
23	Lab Equipment	200,693.03				200,693.03	15%	30,103.95	170,589.08
	Addition During the year				320,000.00	320,000.00	7.5%	24,000.00	296,000.00
24	LCD Projector	1,082,574.72				1,082,574.72	15%	162,386.21	920,188.51
25	N & D Lab	150,000.00				150,000.00	15%	22,500.00	127,500.00
	Addition During the year		378,816.98	475,000.03		853,817.01	15%	128,072.55	725,744.46
26	RO System Water Plant	372,963.20				372,963.20	15%	55,944.48	317,018.72
27	Television	80,237.65				80,237.65	15%	12,035.65	68,202.01
28	CCTV Camera	148,856.81				148,856.81	15%	22,328.52	126,528.29
29	Two Wheeler-TV S XL	12,734.45				12,734.45	15%	1,910.17	10,824.29
30	Generator	283,548.90				283,548.90	15%	42,532.34	241,016.57
31	UPS-15KVA	123,930.00				123,930.00	15%	18,589.50	105,340.50
TOTAL-C3		2,997,900.72	378,816.98	475,000.03	320,000.00	4,171,717.73		601,757.66	3,569,960.07



VEHICLE @ 30 %									
32	Bus TN-49 T- 3939	10,975.69				10,975.69	30%	3,292.71	7,682.99
33	Car - Ambassador	27,176.95				27,176.95	30%	8,153.09	19,023.87
34	Bus TN 21 Ay 3929	119,389.73				119,389.73	30%	35,816.92	83,572.81
35	Bus- TN 20 AB 1014	125,195.00				125,195.00	30%	37,558.50	87,636.50
36	Van- TN 69 H 2734	41,160.00				41,160.00	30%	12,348.00	28,812.00
37	Bus TN-48 C- 7429	2,608.34				2,608.34	30%	782.50	1,825.84
38	Bus TN-60 A-0909	1,068.97				1,068.97	30%	320.69	748.28
39	Bus TN-45 BA 3075	216,090.00				216,090.00	30%	64,827.00	151,263.00
40	Van -TN 45 AL6530	36,568.67				36,568.67	30%	10,970.60	25,598.07
41	TN 19 A 3366-Bus	598,125.50				598,125.50	30%	179,437.65	418,687.85
42	TN 19 A 8343- Bus	584,908.80				584,908.80	30%	175,472.64	409,436.16
43	TN 20 AQ 8984- Bus	598,500.00				598,500.00	30%	179,550.00	418,950.00
44	TN 20 F 1602 - Bus	421,948.80				421,948.80	30%	126,584.64	295,364.16
45	TN 25 U 4916 - BUS	59,500.00				59,500.00	30%	17,850.00	41,650.00
	Addition During the year			255,000.00		255,000.00	30%	76,500.00	178,500.00
46	TN 45 AR 2413- Bus		49,545.34			49,545.34	30%	14,863.60	34,681.74
47	TN 49 K 5162 - Bus		19,251.21			19,251.21	30%	5,775.36	13,475.85
48	Van-TN 63 J 4555	110,366.86				110,366.86	30%	33,110.06	77,256.80
	TOTAL-C4	2,953,583.31	68,796.55	255,000.00	0.00	3,277,379.86		983,213.96	2,294,165.90
COMPUTER @ 40 %									
49	Computer	18,613.88				18,613.88	40%	7,445.55	11,168.33
	TOTAL-C5	18,613.88	0.00	0.00	0.00	18,613.88		7,445.55	11,168.33
	TOTAL-C	85,555,498.02	2,549,695.52	2,706,772.03	6,391,602.00	97,203,567.57		7,258,344.45	89,945,223.04
	TOTAL A+B+C	92,037,487.92		2,706,772.03	6,636,409.00	101,380,668.95		7,897,784.94	93,482,885.56



AUDITOR'S REPORT

FORM - 10B
(See Rule 17 B)

I have examined the Balance Sheet of **AIMAN EDUCATION AND WELFARE SOCIETY, TIRUCHIRAPALLI - 21** as at 31st March 2021 and the Income and Expenditure account for the year ended on that date which are in agreement with the books of account maintained by the Institution.


I have obtained all the information and explanations which to the best of my knowledge and belief were necessary for the purpose of my audit. In my opinion, proper books of account have been kept by the Institution so far as appears from my examination of the books, subject to the comments given below and in the Annexure :-

In my opinion and to the best of my information, and according to information given to me, said accounts give a true and fair view:-

- (i) In the case of the Balance Sheet, of the state of affairs of the Institution as at 31st March 2021 and
- (ii) In the case of the Income and Expenditure account, of the **INCOME** of its accounting year ending on 31-03-2021.

PLACE: TIRUCHIRAPALLI
DATE :01/09/2021
UDIN-21210020AAAAIO5735

CA. A. JAWAHAR ALI, MBA.,MFM.,FCA.,
Chartered Accountant


GENERAL SECRETARY
AIMAN EDUCATION AND WELFARE SOCIETY
TIRUCHIRAPALLI - 620 021


PRINCIPAL
AIMAN COLLEGE OF ARTS &
SCIENCE FOR WOMEN
TIRUCHIRAPALLI-620 021.



AIMAN EDUCATION AND WELFARE SOCIETY
K.SATHANUR, TIRUCHIRAPALLI -620 021.

CONSOLIDATED BALANCE SHEET AS ON 31.03.2020


<u>LIABILITIES</u>	(₹)	(₹)	<u>ASSETS</u>	(₹)
Corpus Fund		43,953,757.00	Fixed Assets as per Sch.	92,037,487.64
Building Fund		2,989,476.00	Land	4,067,666.00
Research Fund		100,000.00	Advance and deposit	2,272,884.00
<u>Income and Expenditure :</u>			Fee Receivable	7,874,675.90
Opening Balance	29,780,129.11		Foreign Contribution a/c	6,366.10
<u>Add: Excess of Income</u>	<u>2,089,993.35</u>	31,870,122.46	Stock on hand	101,614.00
			<u>Closing Balance :</u>	
Payables - Others		6,285,353.00	Cash at Banks	473,032.04
Loans & Advances		21,635,017.23		
		<u>106,833,725.69</u>		<u>106,833,725.69</u>

UDIN - 20210020 AAAA FL 8674

Vide my report of even date


GENERAL SECRETARY
AIMAN EDUCATION AND WELFARE SOCIETY
TIRUCHIRAPPALLI - 620 021


PRINCIPAL
AIMAN COLLEGE OF ARTS &
SCIENCE FOR WOMEN
TIRUCHIRAPPALLI-620 021.


CA. A. JAWAHAR ALI, MBA., MFM., FCA.,
Chartered Accountant



AIMAN EDUCATION AND WELFARE SOCIETY

K.SATHANUR, TIRUCHIRAPALLI -620 021.

CONSOLIDATED INCOME & EXPENDITURE ACCOUNT FOR THE YEAR ENDED 31.03.2020

<u>EXPENDITURE</u>	<u>(₹)</u>	<u>INCOME</u>	<u>(₹)</u>
To Salary & Wages	18,288,272.66	By Term Fee	24,604,550.00
" Mess Expenses	9,228,793.00	" Mess Fee	13,510,341.00
" Bus Expenses	7,424,594.52	" Bus Fee	7,857,240.00
" Repairs & Maintenance	6,081,454.50	" Interest Received	171,556.00
" General / Other expenses	1,597,348.00	" Room Rent	11,919,262.00
" Meeting & Function Exps.	860,172.72	" Sale of Application (UG& PG)	169,250.00
" Stationery Expenses	780,884.00	" General / Other Income	5,288,752.93
" External Faculty & Guest Lecture - Remuneration	98,300.00	" Guest Charges	62,317.00
" Electricity Charges	2,082,149.00	" Mubaliga Course Fee	1,076,759.00
" Car Expenses	900,527.10	" Stock in Hand	101,614.00
" Advertisement	766,420.00		
" Opening Stock	62,925.62		
" Newspaper & Subscription	51,316.00		
" Audit Fee	90,000.00		
" Mubaliga course expenses	1,209,492.00		
" Communication Expenses	224,621.00		
" Statutory Expenses	1,360,802.22		

Carty Forward	51,108,072.34	
" Bank Charges	37,157.57	
" University Expenses	580,830.00	
" Scholarship Expenses	1,128,170.00	
" Laboratory Expenses	610,385.00	
" Discontinued / Long Absent	388,513.00	
" Managt. Committee Members-Fee	207,460.00	
" Depreciation	8,611,060.67	
To Excess of Income	2,089,993.35	
	<hr/> <hr/>	<hr/> <hr/>
	64,761,641.93	64,761,641.93




CA. A. JAWAHAR ALI, MBA.,MFM.,FCA.,

Chartered Accountant


 GENERAL SECRETARY
 AIMAN EDUCATION AND WELFARE SOCIETY
 TIRUCHIRAPPALLI - 620 021


 PRINCIPAL
 AIMAN COLLEGE OF ARTS &
 SCIENCE FOR WOMEN
 TIRUCHIRAPPALLI-620 021.



-  - Academic facilities
-  - physical facilities
-  - Other Expenses

AIMAN EDUCATION AND WELFARE SOCIETY

K.SATHANUR, TIRUCHIRAPALLI -620 021.

CONSOLIDATED RECEIPTS AND PAYMENTS ACCOUNT FOR THE YEAR ENDED 31.03.2020

<u>RECEIPTS</u>	<u>(₹)</u>	<u>PAYMENTS</u>	<u>(₹)</u>
To <u>Opening Balance</u>		By Salary & Wages	18,288,272.66
S.B.I -A/c. 4686	31,362.61	" Mess Expenses	9,228,793.00
Cash at Salary -A/c-37216	70,765.75	" Bus Expenses	7,424,594.52
I.O.B - A/c. 1328	14,671.66	" Endowment A/c	200,000.00
I.O.B - A/c. 13562	201,871.20	" Provision Paid March 2019 Due	489,511.00
S.B.I- A/c.2376	164,723.00	" Repairs & Maintenance	6,081,454.50
I.O.B - A/c. 15979-FC	1,875.50	" Car expenses	900,527.10
C.U.B - A/c.5350	7,783.33	" Meeting & Function Exps	860,172.72
K.V.B -A/c-4076	19,963.23	" Bills paid	3,101,572.00
SBI NSS A/c- 7754	66,091.00	E.B. Deposits	20,148.00
C.U.B-A/c.5361	15,209.92	" Staff Advance	1,000.00
" Mess Fee	10,838,175.00	" Statutory Expenses	525,182.22
" Bus Fee	7,857,240.00	" Discontinued / Long Absent	388,513.00
" Term Fee	21,793,551.16	" Communication Exps.	224,621.00
" Room Rent	10,962,819.80	" Electricity Charges	1,868,694.00
" Guest Charges	62,317.00	" Private Scholarship	1,248,366.00
" Sale of Application -UG & PG	169,250.00	" Govt- Scholarship	94,300.00
" General / Other Income	5,288,752.93	" Other Advances	58,762.00
" Mubaliga Course fee	1,076,759.00	" Repay Loans & Advances	792,012.00
" Interest Received	171,556.00	" University Expenses	580,830.00
" Fee Advance	82,441.00	" Laboratory Expenses	610,385.00
" Bills Received	928,099.00	" Advertisement	766,420.00
" Endowment Deposit	200,000.00	" Bank Charges	37,157.57
" Private Scholarship	1,248,366.00	" Newspaper & Subscription	51,316.00
" Govt - Scholarship	94,300.00	" Audit Fee	90,000.00
" professional Tax	66,792.00	" General expenses	1,597,348.00
" TDS A/c	40,500.00	" Scholarship Expenses	1,128,170.00
" Donation	1,500,000.00	" Guest Lecture-Remuneration	98,300.00
" Loans & Advances	5,642,012.00		

<u>Carry Forward</u>	<u>68,617,248.09</u>	<u>Carry Forward</u>	<u>56,756,422.29</u>
" Receivables-2015-16	255,526.00	" EPF A/c	21,731.00
" Receivables-2016-17	332,640.21	" ESI A/c	16,587.00
" Receivables-2017-18	200,939.00	" Student A/c	68,124.00
" Receivables-2018-19	2,786,464.62	" Fixes Assets Purchase	15,864,454.00
" Receivables-Mess Fee- 2016-17	80,320.21	" Stationery expenses	780,884.00
" Receivables Mess Fee- 2017-18	18,238.00	" Mubaliga Course Expenses	1,209,492.00
" Receivables Mess Fee- 2018-19	2,621,759.00	" University Remuneration	60,141.00
" Receivables Hostel fee- 2018-19	545,192.20	" Management - Member Fee	207,460.00

By Closing Balance :

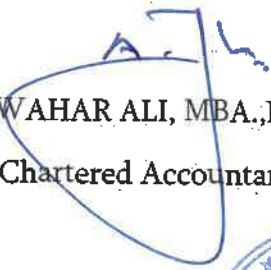
S.B.I- A/c.4686	325,828.50
Cash at Salary -A/c-37216	22,986.11
I.O.B - A/c. 1328	10,998.86
S.B.I. NSS A/c.7754	46,530.50
I.O.B-A/c.15979- FC	1,677.00
I.O.B - A/c. 13562	7,284.20
S.B.I-A/c.2376	14,547.68
C.U.B - A/c.5350	5,200.35
C.U.B-A/c.5361	18,015.61
K.V.B-A/c.4076	19,963.23

75,458,327.33

75,458,327.33


GENERAL SECRETARY,
AIMAN EDUCATION AND WELFARE SOCIETY
TIRUCHIRAPPALLI - 620 021


PRINCIPAL
AIMAN COLLEGE OF ARTS &
SCIENCE FOR WOMEN
TIRUCHIRAPPALLI-620 021.


CA. A. JAWAHAR ALI, MBA.,MFM.,FCA.,
Chartered Accountant



AIMAN EDUCATION AND WELFARE SOCIETY
CONSOLIDATED FIXED ASSETS SCHEDULE - 2019-20

S.NO	ASSETS	WDV- 01/04/2019 (₹)	Addition Rs. P		DEDUCTION	Total (₹)	Rate	Depreciation (₹)	Net W.D.V. 31.03.2020 (₹)
			Before Sep. (₹)	After Sep. (₹)					
Building - 10%									
1	Auditorium Building	1,132,649.58				1,132,649.58	0%		1,132,649.58
2	Other Building	45,900.02				45,900.02	10%	4,590.00	41,310.02
3	Mess Block	742,526.48				742,526.48	10%	74,252.65	668,273.83
4	New Hostel Building	69,558.79				69,558.79	10%	6,955.88	62,602.91
5	New N & D Lab	420,907.75				420,907.75	10%	42,090.78	378,816.98
6	New Hostel II Floor	766,026.14				766,026.14	10%	76,602.61	689,423.53
7	Visitors Shed	45,853.28				45,853.28	10%	4,585.33	41,267.95
8	Extention Block-Old Hostel	711,634.72			0.00	711,634.72	10%	71,163.47	640,471.24
9	Building	9,900,961.69				9,900,961.69	10%	990,096.17	8,910,865.52
	Addition During the year			250,000.00		250,000.00	0%	-	250,000.00
10	Auditorium Building	8,896,808.46				8,896,808.46	0%	-	8,896,808.46
	Addition During the year		1,253,234.00	411,860.28		1,665,094.28	0%	-	1,665,094.28
11	Canteen	3,027,470.03				3,027,470.03	10%	302,747.00	2,724,723.03
12	New Mess Block	1,950,978.62				1,950,978.62	####	195,097.86	1,755,880.76
13	Hostel- Block-II	10,383,336.11				10,383,336.11	10%	1,038,333.61	9,345,002.50
14	College Block-II	23,202,625.50				23,202,625.50	10%	2,320,262.55	20,882,362.95
15	College Block-III	2,260,640.00				2,260,640.00	0%	-	2,260,640.00
	Addition During the year		6,320,635.00	4,759,882.00		11,080,517.00	0%	-	11,080,517.00
16	Mini Conference	155,270.00				155,270.00	0%	-	155,270.00
	Addition During the year		54,192.00	5,220.00		59,412.00	0%	-	59,412.00
17	NRI Floor	3,944,844.00				3,944,844.00	10%	394,484.40	3,550,359.60
18	New Store Room	136,892.49				136,892.49	10%	13,689.25	123,203.24
19	Office Room Extention	1,486,148.13				1,486,148.13	10%	148,614.81	1,337,533.31
	Addition During the year		206,057.00	18,167.00		224,224.00	10.5%	21,514.05	202,709.95
20	Prayer Hall	143,232.17				143,232.17	10%	14,323.22	128,908.95
21	Septic Tank - Hostel	452,333.26				452,333.26	10%	45,233.33	407,099.94
22	Dinning Hall	607,387.07				607,387.07	10%	60,738.71	546,648.36
23	Visitors Toilet	337,771.46				337,771.46	10%	33,777.15	303,994.31
24	Cycle Shed	56,295.24				56,295.24	10%	5,629.52	50,665.72
	Total (A)	70,878,050.98	7,834,118.00	5,445,129.28		84,157,298.26		5,864,782.34	78,292,515.92

Furniture, Electronic & fittings- 10%

25	Furniture	1,305,965.92				1,305,965.92	10%	130,596.59	1,175,369.33
	Addition during the year		156,038.00	15,953.00		171,991.00	0%	16,401.45	155,589.55
26	Interior Decoration	22,128.61				22,128.61	10%	2,212.86	19,915.75
27	Internet Instalation(Wifi)	94,028.92				94,028.92	10%	9,402.89	84,626.03
28	Fan	3,767.05				3,767.05	10%	376.70	3,390.34
29	Inverter	25,234.44				25,234.44	10%	2,523.44	22,711.00
30	Fire Extinguisher-Set	16,828.97				16,828.97	10%	1,682.90	15,146.07
31	Addition during the year			42,200.00		42,200.00	5%	2,110.00	40,090.00
32	Bio Matric-Attendance	7,676.37				7,676.37	10%	767.64	6,908.73
33	Addition during the year		24,000.00			24,000.00	10%	2,400.00	21,600.00
34	Tea Vending Machine	6,708.74				6,708.74	10%	670.87	6,037.86
35	Lab Equipment	136,347.98				136,347.98	10%	13,634.80	122,713.18
36	Library (Partition)	346,762.00				346,762.00	10%	34,676.20	312,085.80
37	Water Purifier	116,507.63				116,507.63	10%	11,650.76	104,856.87
38	Phone	31,619.00				31,619.00	10%	3,161.90	28,457.10
	Addition during the year			15,000.00		15,000.00	5%	750.00	14,250.00
39	Xerox Machine	105,402.47				105,402.47	10%	10,540.25	94,862.22
	Addition during the year		159,300.00			159,300.00	10%	15,930.00	143,370.00
40	Furnitures and Fittings	734,261.64			0.00	734,261.64	10%	73,426.16	660,835.48
	Addition during the year		82,581.00		0.00	82,581.00	10%	8,258.10	74,322.90
41	Vessels	247,071.53			0.00	247,071.53	10%	24,707.15	222,364.38
42	Sanitary Napkin Disposal Mac	8,660.45			0.00	8,660.45	10%	866.04	7,794.40
43	Inverter	19,336.96			0.00	19,336.96	10%	1,933.70	17,403.26
44	Telephone -Connection	17,542.73			0.00	17,542.73	10%	1,754.27	15,788.46
45	Airconditioner	264,877.37				264,877.37	10%	26,487.74	238,389.63
	Addition During the year		211,750.00	4,200.00		215,950.00	5.10%	21,385.00	194,565.00
46	Amplifier	2,761.82				2,761.82	10%	276.18	2,485.64
47	Furniture and Fittings	3,818,791.85				3,818,791.85	10%	381,879.18	3,436,912.66
48	Furniture - HOSTEL	232,619.31				232,619.31	10%	23,261.93	209,357.38
49	Fax Machine	957.00				957.00	10%	95.70	861.30
50	Kitchen Appliances	50,990.06				50,990.06	10%	5,099.01	45,891.05
51	Lab Equipment	222,992.26				222,992.26	10%	22,299.23	200,693.03
52	LCD Projector	282,042.80				282,042.80	10%	28,204.28	253,838.52
	Addition During the year		920,818.00			920,818.00	10%	92,081.80	828,736.20
53	Intercom	43,666.74				43,666.74	10%	4,366.67	39,300.06
54	Library Partition	41,452.40				41,452.40	10%	4,145.24	37,307.16
55	Addition During the year		100,228.00			100,228.00	10%	10,022.80	90,205.20

56	N & D Lab			150,000.00		150,000.00	0%	0.00	150,000.00
57	Typewriter	5,062.01				5,062.01	10%	506.20	4,555.81
58	Vessels	7,425.39				7,425.39	10%	742.54	6,682.85
59	RO System Water Plant	176,903.55				176,903.55	10%	17,690.36	159,213.20
60	Addition During the year			225,000.00		225,000.00	5%	11,250.00	213,750.00
61	Television	89,152.95				89,152.95	10%	8,915.29	80,237.65
62	CCTV Camera	165,396.46				165,396.46	10%	16,539.65	148,856.81
63	Sewage Plant	10,700.12				10,700.12	10%	1,070.01	9,630.10
	Total (B)	8,661,643.48	1,654,715.00	452,353.00	0.00	10,768,711.48		1,046,753.50	9,721,957.98

Vehicles - 15% & 30%

64	Bus TN-49 K - 5162	27,501.73				27,501.73	30%	8,250.52	19,251.21
65	Bus TN-45 AR - 2413	70,779.05				70,779.05	30%	21,233.72	49,545.34
66	Two Wheeler-TVS XL	14,981.71				14,981.71	15%	2,247.26	12,734.45
67	Generator	333,586.94				333,586.94	15%	50,038.04	283,548.90
68	UPS-15KVA	145,800.00				145,800.00	15%	21,870.00	123,930.00
69	Bus TN-49 T- 3939	15,679.56				15,679.56	30%	4,703.87	10,975.69
70	Car - Ambassador	38,824.22				38,824.22	30%	11,647.26	27,176.95
71	Bus TN 21 Ay 3929	170,556.75				170,556.75	30%	51,167.03	119,389.73
72	Bus- TN 20 AB 1014	178,850.00				178,850.00	30%	53,655.00	125,195.00
73	Van- TN 69 H 2734	58,800.00				58,800.00	30%	17,640.00	41,160.00
74	Bus TN-48 C- 7429	3,726.20				3,726.20	30%	1,117.86	2,608.34
75	Bus TN-60 A-0909	1,527.10				1,527.10	30%	458.13	1,068.97
76	Bus TN-45 BA-3075	308,700.00				308,700.00	30%	92,610.00	216,090.00
77	Van -TN 45 AL6530	52,240.96				52,240.96	30%	15,672.29	36,568.67
78	TN 19 A 3366-Bus	854,465.00				854,465.00	30%	256,339.50	598,125.50
79	TN 19 A 8343- Bus	835,584.00				835,584.00	30%	250,675.20	584,908.80
80	TN 20 AQ 8984- Bus	855,000.00				855,000.00	30%	256,500.00	598,500.00
81	TN 20 F 1602 - Bus	602,784.00				602,784.00	30%	180,835.20	421,948.80
82	TN 25 U 4916 - BUS			70,000.00		70,000.00	15%	10,500.00	59,500.00
83	Van-TN 63 J 4555	157,666.95				157,666.95	30%	47,300.08	110,366.86
	TOTAL -(C)	4,727,054.17	0.00	70,000.00	0.00	4,797,054.17		1,354,460.95	3,442,593.21

Computer 40 %

84	Computer	486,325.48				486,325.48	40%	194,530.19	291,795.29
	Addition during the year		282,486.00	125,650.00		408,136.00	0, 20%	138,124.40	270,011.60
85	Computer	31,023.14				31,023.14	40%	12,409.25	18,613.88
	TOTAL -(D)	517,348.61	282,486.00	125,650.00	0.00	925,484.61		345,063.85	580,420.77

	TOTAL - A+B+C+D	84,784,097.24	9,771,319.00	6,093,132.28	0.00	100,648,548.52		8,611,060.64	92,037,487.66
--	------------------------	----------------------	---------------------	---------------------	-------------	-----------------------	--	---------------------	----------------------


GENERAL SECRETARY
AIMAN COLLEGE OF ARTS &
SCIENCE FOR WOMEN
TIRUCHIRAPPALLI-620 021


PRINCIPAL
AIMAN COLLEGE OF ARTS &
SCIENCE FOR WOMEN
TIRUCHIRAPPALLI-620 021

AUDITOR'S REPORT

FORM - 10B
(See Rule 17 B)

I have examined the Balance Sheet of AIMAN EDUCATION AND WELFARE SOCIETY, TIRUCHIRAPALLI - 21 as at 31st March 2020 and the Income and Expenditure account for the year ended on that date which are in agreement with the books of account maintained by the Institution.


I have obtained all the information and explanations which to the best of my knowledge and belief were necessary for the purpose of my audit. In my opinion, proper books of account have been kept by the Institution so far as appears from my examination of the books, subject to the comments given below and in the Annexure :-

In my opinion and to the best of my information, and according to information given to me, said accounts give a true and fair view:-

- (i) In the case of the Balance Sheet, of the state of affairs of the Institution as at 31st March 2020 and
- (ii) In the case of the Income and Expenditure account, of the INCOME of its accounting year ending on 31-03-2020.

PLACE: TIRUCHIRAPALLI
DATE :03/09/2020

CA. A. JAWAHAR ALLI, MBA., MFM., FCA.,
Chartered Accountant


GENERAL SECRETARY
AIMAN COLLEGE OF ARTS &
SCIENCE FOR WOMEN
TIRUCHIRAPPALLI-620 02A


AIMAN COLLEGE OF ARTS &
SCIENCE FOR WOMEN
TIRUCHIRAPPALLI-620 021.




UDIN - 20210020AAAAFL 8674


AIMAN EDUCATION AND WELFARE SOCIETY
K.SATHANUR, TIRUCHIRAPALLI -620 021.


CONSOLIDATED BALANCE SHEET AS ON 31.03.2019

<u>LIABILITIES</u>	(₹)	(₹)	<u>ASSETS</u>	(₹)
Corpus Fund		43,953,757.00	Fixed Assets as per Sch.	84,784,097.16
Building Fund		1,489,476.00	Land	4,067,666.00
Research Fund		100,000.00	Advance and deposit	2,642,974.00
<u>Income and Expenditure :</u>			Fee Receivable	8,276,148.10
Opening Balance	17,724,529.29		Foreign Contribution a/c	6,366.10
<u>Add: Excess of Income</u>	<u>12,055,598.66</u>	29,780,127.95	Stock on hand	62,925.62
Payables - Others		7,890,433.00	<u>Closing Balance :</u>	
Loans & Advances		17,020,700.23	Cash at Banks	594,317.20
Endowment		200,000.00		
		<u>100,434,494.18</u>		<u>100,434,494.18</u>

Vide my report of even date


GENERAL SECRETARY
AIMAN EDUCATION AND WELFARE SOCIETY
TIRUCHIRAPPALLI - 620 021


CA. A. JAWAHAR ALI, MBA., MFM., FCA.,
Chartered Accountant


PRINCIPAL
AIMAN COLLEGE OF ARTS &
SCIENCE FOR WOMEN.
TIRUCHIRAPPALLI-620 021



AIMAN EDUCATION AND WELFARE SOCIETY

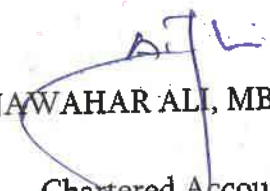
K.SATHANUR, TIRUCHIRAPALLI -620 021.


CONSOLIDATED INCOME & EXPENDITURE ACCOUNT FOR THE YEAR ENDED 31.03.2019

<u>EXPENDITURE</u>	<u>(₹)</u>	<u>INCOME</u>	<u>(₹)</u>
To Salary & Wages	16,076,241.27	By Term Fee	22,069,386.00
" Mess Expenses	8,891,663.00	" Mess Fee	15,388,911.96
" Bus Expenses	6,547,134.43	" Bus Fee	6,705,175.00
" Establishment Maintenance	3,151,226.00	" Interest Received	184,752.00
" General / Other expenses	1,630,108.20	" Room Rent	9,995,253.00
" Meeting & Function Exps.	540,948.00	" Sale of Application (UG & PG)	143,400.00
" Stationery Expenses	768,052.91	" Admission Fee	1,263,490.00
" External Faculty & Guest Lecture - Remuneration	191,677.00	" General / Other Income	3,731,753.00
" Electricity Charges	1,701,631.00	" Guest Charges	50,790.00
" Car Expenses	852,604.37	Mubaliga Course Fee	670,250.00
" Repairs and maintenance	291,214.70	Application Fee	71,350.00
" Advertisement	290,430.00	" Stock in Hand	62,925.62
" Opening Stock	114,537.69		
" Newspaper & Subscription	86,775.00		
" Audit Fee	85,000.00		
" Refund of student fee	251,700.00		
" Communication Expenses	340,369.00		
" Statutory Expenses	399,128.79		




Carry Forward	<u>42,210,441.36</u>	
" Bank Charges	10,863.24	
" University Expenses	680,034.00	
" Scholarship Expenses	519,200.00	
" Laboratory Expenses	1,143,696.00	
" Discountinued / Long Absent	54,826.38	
" Managt. Committee Members-Fee	303,000.00	
" Depreciation	3,359,776.94	
To Excess of Income	12,055,598.66	
	<hr/> <u>60,337,436.58</u>	<hr/> <u>60,337,436.58</u>


GENERAL SECRETARY
AIMAN EDUCATION AND WELFARE SOCIETY
TIRUCHIRAPPALLI - 620 021


CA. A. JAWAHAR ALI, MBA., MFM., FCA.,
Chartered Accountant


PRINCIPAL
AIMAN COLLEGE OF ARTS &
SCIENCE FOR WOMEN
TIRUCHIRAPPALLI-620 021



-  - Academic facilities
-  - physical facilities
-  - other Expenses

AIMAN EDUCATION AND WELFARE SOCIETY

K.SATHANUR, TIRUCHIRAPALLI -620 021.

CONSOLIDATED RECEIPTS AND PAYMENTS ACCOUNT FOR THE YEAR ENDED 31.03.2019

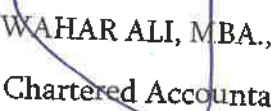
<u>RECEIPTS</u>	<u>(₹)</u>	<u>PAYMENTS</u>	<u>(₹)</u>
To <u>Opening Balance</u>		By Salary & Wages	15,781,325.27
S.B.I -A/c. 4686	23,267.49	" Mess Expenses	8,891,663.00
Cash at Salary -A/c-37216	509,576.35	" Bus Expenses	6,547,134.43
I.O.B - A/c. 1328	11,814.02	" Bills paid	569,943.59
I.O.B - A/c. 13562	152,155.20	" Loan Repayment-Habibullah	662,572.00
S.B.I- A/c.2376	913,275.00	" Provision Paid March 2018 Due	1,170,122.00
I.O.B - A/c. 15979-FC	1,875.50	" Establishment Expenses	3,151,226.00
C.U.B - A/c.5350	36,488.89	" Car expenses	852,604.37
K.V.B -A/c-4076	19,963.23	" Meeting & Function Exps	540,948.00
C.U.B-A/c.5361	112,669.27	" Covocation Fee A/c	334,700.00
" Mess Fee	12,197,495.83	" Statutory Expenses	399,128.79
" Bus Fee	6,705,175.00	" Discontinued / Long Absent	54,826.38
" Term Fee	22,429,402.92	" Communication Exps.	340,369.00
" Room Rent	9,450,060.80	" Electricity Charges	1,631,170.00
" Guest Charges	50,790.00	" Private Scholarship	657,498.00
" Sale of Application -UG & PG	214,750.00	" Govt- Scholarship	85,650.00
" General / Other Income	2,126,740.00	" Fee Advance Student	1,500.00
" EPF A/C	2,672.00	" Refund of student fee	251,700.00
" Interest Received	184,752.00	" University Expenses	680,034.00
" ESIC A/c	927.00	" Laboratory Expenses	1,143,696.00
" Mess fee Advance	17,944.00	" Advertisement	290,430.00
" Bills Recived	2,702,799.00	" Bank Charges	10,863.24
" Other Advance	167,762.00	Newspaper & Subscription	86,775.00
" Fixed Deposit- Matured	10,000,000.00	" Audit Fee	85,000.00
" Private Scholarship	657,498.00	" General expenses	1,630,108.20
" Govt - Scholarship	68,250.00	" Repaires & Maintenance	291,214.70
" professional Tax	99,680.00	" Scholarship Expenses	519,200.00
" Student A/c	12,217.00	" Guest Lecture-Remuneration	191,677.00
" TDS A/c	3,000.00	" Staff Advance	58,500.00
" Staff welfare loan	150,000.00	" professional Tax	99,680.00

<u>Carry Forward</u>	<u>69,023,000.50</u>	<u>Carry Forward</u>	<u>47,011,258.97</u>
" Small Job Advance	80,000.00	" Student A/c	63,465.00
" Receivables-2014-15	74,365.00	" Fixes Assest Purchase	17,770,214.00
" Receivables-2017-18	748,736.00	" Stationery expenses	768,052.91
" Loan Received-Mr. habibullah	2,900,000.00	" Fixed Deposit- Deposited	10,000,000.00
" Subscribtion	1,000,000.00	" University Remuneration	12,213.00
" Receivables-Mess Fee- 2016-17	2,664.00	" Management - Member Fee	303,000.00
" Receivables Mess Fee- 2017-18	2,205,483.00	<u>By Closing Balance :</u>	
" Receivables Hostel fee- 2016-17	18,366.38	S.B.I- A/c.4686	31,362.61
" Receivables Hostel fee- 2017-18	308,810.00	Cash at Salary -A/c-37216	70,765.75
" Water Purifier	1,096.20	I.O.B - A/c. 1328	14,671.66
" Loan Received-IBDA Pvt Ltd	150,000.00	S.B.I. NSS A/c.7754	66,091.00
" Duties & Taxes	10,000.00	I.O.B-A/c.15979- FC	1,875.50
		I.O.B - A/c. 13562	201,871.20
		S.B.I-A/c.2376	164,723.00
		C.U.B - A/c.5350	7,783.33
		C.U.B-A/c.5361	15,209.92
		K.V.B-A/c.4076	19,963.23


76,522,521.08

76,522,521.08


GENERAL SECRETARY
AIMAN EDUCATION AND WELFARE SOCIETY
TIRUCHIRAPPALLI - 620 021


CA. A. JAWAHAR ALI, MBA.,MFM.,FCA.,
Chartered Accountant




AIMAN COLLEGE OF ARTS &
SCIENCE FOR WOMEN
TIRUCHIRAPPALLI-620 021

MAN EDUCATION AND WELFARE SOCIETY
CONSOLIDATED FIXED ASSETS SCHEDULE - 2018-19

S.NO	ASSETS	WDV- 01/04/2018 (₹)	Addition Rs. P		DEDUCTION	Total (₹)	Rate	Depreciation (₹)	Net W.D.V. 31.03.2019 (₹)
			Before Sep.	After Sep.					
Building - 5%									
1	Auditorium Building	1,192,262.72				1,192,262.72	5%	59,613.14	1,132,649.58
2	Other Building	48,315.81				48,315.81	5%	2,415.79	45,900.02
3	Mess Block	781,606.82				781,606.82	5%	39,080.34	742,526.48
4	New Hostel Building	73,219.78				73,219.78	5%	3,660.99	69,558.79
5	New N & D Lab	443,060.79				443,060.79	5%	22,153.04	420,907.75
6	New Hostel II Floor	806,343.31				806,343.31	5%	40,317.17	766,026.14
7	Visitors Shed	48,266.61				48,266.61	5%	2,413.33	45,853.28
8	Extention Block-Old Hostel	749,089.17				749,089.17	5%	37,454.46	711,634.72
9	Building	10,422,064.94				10,422,064.94	5%	521,103.25	9,900,961.69
10	Auditorium Building	6,278,999.46				6,278,999.46	0%	-	6,278,999.46
	Addition During the year		2,617,809.00			2,617,809.00	0%	-	2,617,809.00
11	Canteen	2,807,500.03				2,807,500.03	5%	140,375.00	2,667,125.03
	Addition During the year		360,345.00			360,345.00	0.0%	-	360,345.00
12	New Mess Block	2,053,661.70				2,053,661.70	5%	102,683.09	1,950,978.62
13	New Hostel II Floor	5,312,520.99				5,312,520.99	5%	265,626.05	5,046,894.94
	Building -Hostel - II	5,617,306.50				5,617,306.50	5%	280,865.32	5,336,441.17
14	College Block-II	21,483,828.50	1,718,797.00			23,202,625.50	0%	-	23,202,625.50
15	College Block-III	0.00	2,260,640.00			2,260,640.00	0%	-	2,260,640.00
16	Mini Conference	0.00	155,270.00			155,270.00	0%	-	155,270.00
17	NRI Floor- East wing	0.00	157,683.00			157,683.00	0%	-	157,683.00
18	NRI Floor- West wing	0.00	3,787,161.00			3,787,161.00	0%	-	3,787,161.00
19	New Store Room	144,097.36				144,097.36	5%	7,204.87	136,892.49
20	Office Room Extention	680,559.08				680,559.08	5%	34,027.95	646,531.13
	Addition During the year		839,617.00			839,617.00	0.0%	-	839,617.00
21	Prayer Hall	150,770.70				150,770.70	5%	7,538.54	143,232.17
22	Septic Tank - Hostel	476,140.28				476,140.28	5%	23,807.01	452,333.26
23	Dinning Hall	639,354.81				639,354.81	5%	31,967.74	607,387.07

24	Visitors Toilet	355,548.90				355,548.90	5%	17,777.45	337,771.46
25	Cycle Shed	59,258.15				59,258.15	5%	2,962.91	56,295.24
	TOTAL -A	60,623,776.40	11,897,322.00			72,521,098.40		1,643,047.42	70,878,050.98

Furniture, Electronic & fittings- 10%

26	Furniture	435,229.36				435,229.36	10%	43,522.94	391,706.42
	Addition during the year		548,807.00	442,456.00		991,263.00	0%,5%	77,003.50	914,259.50
27	Interior Decoration	24,587.34				24,587.34	10%	2,458.73	22,128.61
28	Internet Instalation(Wifi)	104,476.58				104,476.58	10%	10,447.66	94,028.92
29	Fan	4,185.61				4,185.61	10%	418.56	3,767.05
30	Inverter	28,038.27				28,038.27	10%	2,803.83	25,234.44
31	Fire Extinguisher-Set	18,698.85				18,698.85	10%	1,869.89	16,828.97
32	Bio Matric-Attendance	8,529.30				8,529.30	10%	852.93	7,676.37
33	Tea Vending Machine	7,454.15				7,454.15	10%	745.42	6,708.74
34	Lab Equipment	151,497.75				151,497.75	10%	15,149.78	136,347.98
35	Library (Partition)	0.00		346,762.00		346,762.00	0%	0.00	346,762.00
36	Water Purifier	108,794.59				108,794.59	10%	10,879.46	97,915.13
37	Addition during the year		14,800.00	5,550.00		20,350.00	0%,5%	1,757.50	18,592.50
38	Phone	0.00	0.00	31,619.00		31,619.00	0%	0.00	31,619.00
39	Xerox Machine	117,113.85				117,113.85	10%	11,711.39	105,402.47
40	Furnitures and Fittings	419,828.77				419,828.77	10%	41,982.88	377,845.89
	Addition during the year		271,026.00	118,413.00		389,439.00	% & 5	33,023.25	356,415.75
41	Vessels	274,523.92				274,523.92	10%	27,452.39	247,071.53
42	Sanitary Napkin Disposal Mac	9,622.72				9,622.72	10%	962.27	8,660.45
43	Inverter	21,485.51				21,485.51	10%	2,148.55	19,336.96
44	Telephone -Connection	19,491.92				19,491.92	10%	1,949.19	17,542.73
45	Water Purifier	1,096.20			1,096.20	0.00	0	0.00	0.00
46	Furniture - hostel	258,465.90				258,465.90	10%	25,846.59	232,619.31
47	Airconditioner	294,308.19				294,308.19	10%	29,430.82	264,877.37
48	Amplifier	3,068.69				3,068.69	10%	306.87	2,761.82
49	Furniture and Fittings	4,243,102.06				4,243,102.06	10%	424,310.21	3,818,791.85
50	Fax Machine	1,063.33				1,063.33	10%	106.33	957.00
51	Kitchen Appliances	56,655.62				56,655.62	10%	5,665.56	50,990.06
52	Lab Equipment	247,769.18				247,769.18	10%	24,776.92	222,992.26
53	LCD Projector	65,325.33				65,325.33	10%	6,532.53	58,792.80
	Addition During the year	0.00		235,000.00		235,000.00	5%	11,750.00	223,250.00

54	Intercom	48,518.60				48,518.60	10%	4,851.86	43,666.74
55	Library Partition	46,022.22				46,058.22	10%	4,605.82	41,452.40
56	Typewriter	5,624.46				5,624.46	10%	562.45	5,062.01
57	Vessels	8,250.44				8,250.44	10%	825.04	7,425.39
58	Generator	370,652.16				370,652.16	10%	37,065.22	333,586.94
59	RO System Water Plant	196,559.51				196,559.51	10%	19,655.95	176,903.55
60	Television	99,058.83				99,058.83	10%	9,905.88	89,152.95
61	CCTV Camera	183,773.84				183,773.84	10%	18,377.38	165,396.46
62	Sewage Plant	11,889.02				11,889.02	10%	1,188.90	10,700.12
63	UPS-15KVA	162,000.00				162,000.00	10%	16,200.00	145,800.00
	Total (B)	8,056,798.05	834,633.00	1,179,800.00	1,096.20	10,070,134.85		929,104.44	9,141,030.42

Vehicles - 15% & 30%

64	Bus TN-49 K - 5162	39,288.19				39,288.19	30%	11,786.46	27,501.73
65	Bus TN-45 AR - 2413	101,112.93				101,112.93	30%	30,333.88	70,779.05
66	Two Wheeler-TVS XL	17,625.54				17,625.54	15%	2,643.83	14,981.71
67	Car - Ambassador	45,675.55				45,675.55	15%	6,851.33	38,824.22
68	Bus TN-49 T- 3939	22,399.38				22,399.38	30%	6,719.81	15,679.56
69	Bus TN 21 Ay 3929	243,652.50				243,652.50	30%	73,095.75	170,556.75
70	Bus- TN 20 AB 1014	255,500.00				255,500.00	30%	76,650.00	178,850.00
71	Van- TN 69 H 2734	84,000.00				84,000.00	30%	25,200.00	58,800.00
72	Bus TN-48 C- 7429	5,323.14				5,323.14	30%	1,596.94	3,726.20
73	Bus TN-60 A-0909	2,181.57				2,181.57	30%	654.47	1,527.10
74	Bus TN-45 BA 3075	441,000.00				441,000.00	30%	132,300.00	308,700.00
75	Van -TN 45 AL6530	74,629.94				74,629.94	30%	22,388.98	52,240.96
76	TN 19 A 3366-Bus			854,465.00		854,465.00	0%	0.00	854,465.00
77	TN 19 A 8343- Bus			835,584.00		835,584.00	0%	0.00	835,584.00
78	TN 20 AQ 8984- Bus			855,000.00		855,000.00	0%	0.00	855,000.00
79	TN 20 F 1602 - Bus			602,784.00		602,784.00	0%	0.00	602,784.00
80	Van-TN 63 J 4555	225,238.50				225,238.50	30%	67,571.55	157,666.95
	TOTAL -(C)	1,557,627.23	0.00	3,147,833.00	0.00	4,705,460.23		457,793.01	4,247,667.22

Computer 40 %

81	Computer	84,84	+b			84,849.46	40%	33,939.78	50,909.68
	Addition during the year			665,425.00	45,201.00	710,626.00	0, 20%	275,210.20	435,415.80
82	Computer	51,705.23				51,705.23	40%	20,682.09	31,023.14
	TOTAL -(D)	136,554.69		665,425.00	45,201.00	0.00		329,832.08	517,348.61

	TOTAL - A+B+C+D	70,374,756.37	13,397,380.00	4,372,834.00	1,096.20	88,143,874.17	0.00	3,359,776.94	84,784,097.24
--	------------------------	----------------------	----------------------	---------------------	-----------------	----------------------	-------------	---------------------	----------------------



**GENERAL SECRETARY
AIMAN COLLEGE OF ARTS &
SCIENCE FOR WOMEN
TIRUCHIRAPPALLI-620 021**



**PRINCIPAL
AIMAN COLLEGE OF ARTS &
SCIENCE FOR WOMEN
TIRUCHIRAPPALLI-620 021**

AUDITOR'S REPORT

FORM - 10B
(See Rule 17 B)

I have examined the Balance Sheet of AIMAN EDUCATION AND WELFARE SOCIETY, TIRUCHIRAPALLI - 21 as at 31st March 2019 and the Income and Expenditure account for the year ended on that date which are in agreement with the books of account maintained by the Institution.

I have obtained all the information and explanations which to the best of my knowledge and belief were necessary for the purpose of my audit. In my opinion, proper books of account have been kept by the Institution so far as appears from my examination of the books, subject to the comments given below and in the Annexure :-

In my opinion and to the best of my information, and according to information given to me, said accounts give a true and fair view:-

- (i) In the case of the Balance Sheet, of the state of affairs of the Institution as at 31st March 2018 and
- (ii) In the case of the Income and Expenditure account, of the INCOME of its accounting year ending on 31-03-2019.


GENERAL SECRETARY
AIMAN COLLEGE OF ARTS &
SCIENCE FOR WOMEN
TIRUCHIRAPPALLI-620 021
PLACE: TIRUCHIRAPALLI
DATE: 19/09/2019


CA. A. JAWAHAR ALLI, MBA., MFM., FCA.,
Chartered Accountant


PRINCIPAL
AIMAN COLLEGE OF ARTS &
SCIENCE FOR WOMEN
TIRUCHIRAPPALLI-620 021



UDIN - 19210020AAAAEP3207